

# LINGA POS REPORTING MODULE

## What is a Linga Point of Sale Report?

Linga POS provides users with multiple reports. Point of sale (POS) reports are reports created based on the data gathered by a point of sale system. Register data and activity is tracked at the point of sale terminal and that data is stored for future analysis via POS reports. The reports provide detailed information in a variety of formats to help retailers track revenue, analyze sales, evaluate employee performance, make informed inventory purchases, and monitor the overall health of their retail business.

## Where can you find LingaPOS reports?

LingaPOS reports show under three sections of Linga POS:

### 1. Dashboards

Dashboards provide a user with a snapshot of live sales or previous sales. Live sales are updated every 30 seconds. Dashboards and other reports can be accessed from any IOS, Windows or Android device at any point of the Globe with Internet access.

In the Fig 1 below, a user can view net sales, tax, customers, discount, refunds, COGS on one screen.

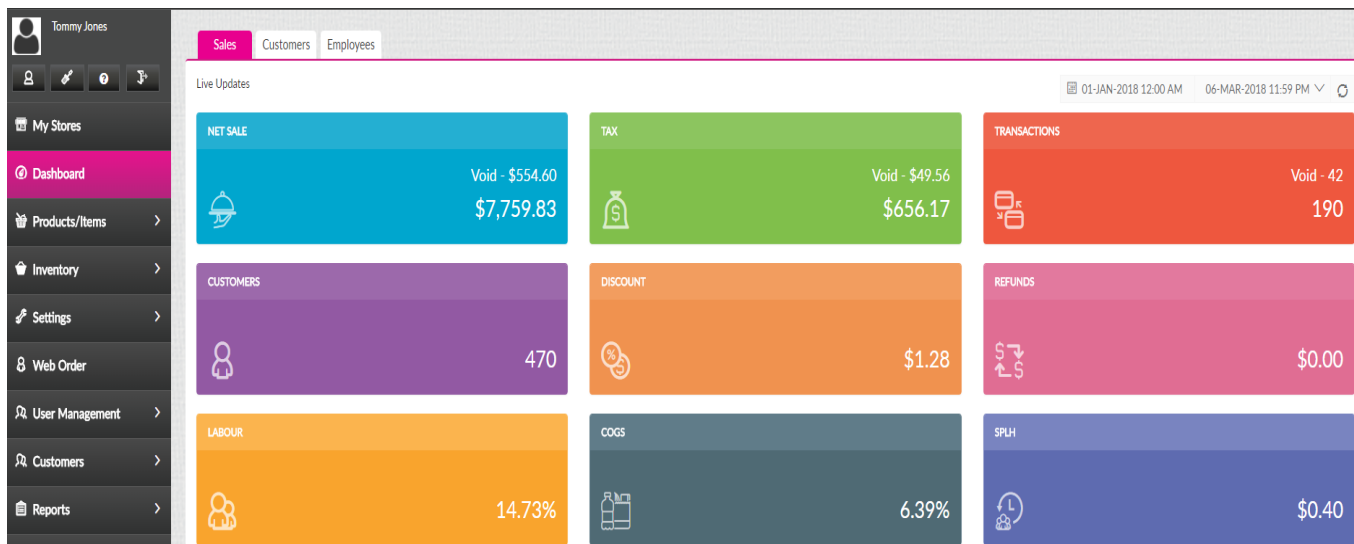


Fig 1.

In Fig 2. Below a user can view his hourly sales and based on the live info, properly manage his employees.




Fig 2.

In Fig 3. A user can view his ssales per order type and sales per tender.

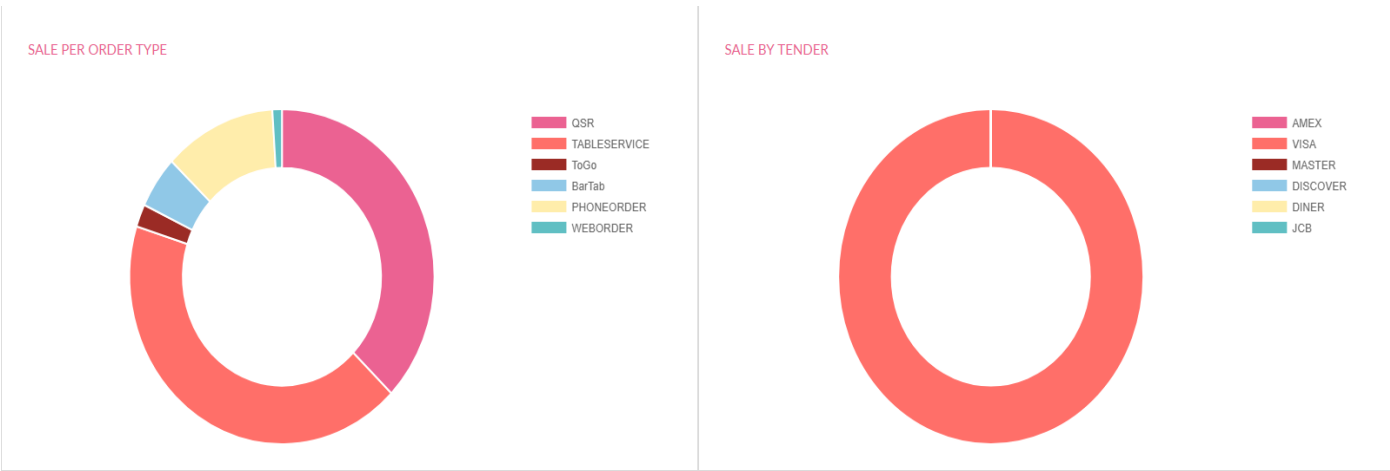
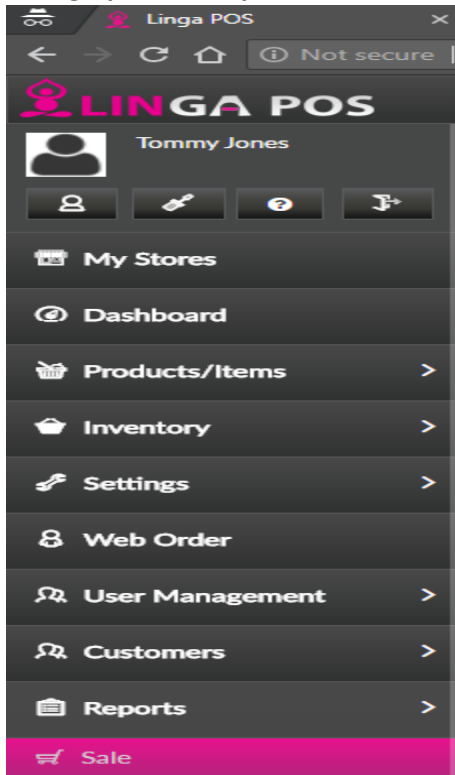


Fig 3.

All dashboard values display as live sales per default. However the dashbord can be adjsuted to show past sales for needed a date range or a selected day.

2. Under Report Section of Liga Back office. A user is able to view reports in following formats: BO format with graphs, excel, pdf and CSV.



## 2.1. Sale Reports

### 2.1.1. Department sale (sample in pdf format)

Department sales display value of sales based on sale department. This report is used mainly for accounting/tax purpose. Lists top 5 departments and sales by time of day as well as totals of all departments. It can be sorted by department or time period.

#### Papa Jacks # 1

6201 Lee Ann Lane, Naples.

From : 06/25/2018 To : 07/24/2018

Printed On : 07/24/2018 by : Tommy Jones at 02:54 PM

#### Department Sale Report

Name	Amount	Quantity	Tax	Discount	%Of Sales
BEVERAGE	281.61	40	33.37	1.00	4.23
FOOD	809.74	87	71.62	360.77	12.17
FROZEN	0.44	2	0.06	0.00	0.01
OPEN ITEM(S)	5,555.55	1	166.67	0.00	83.52
Retail Mens Dept	4.44	1	0.62	0.00	0.07
<b>TOTAL</b>	<b>6,651.78</b>	<b>131</b>	<b>272.34</b>	<b>361.77</b>	<b>100.00</b>

### 2.1.2. Category sales (sample in pdf format)

Category sales display value of sales per category in alphabetical order. This report helps to view most popular categories. Lists top 5 categories and sales by time of day as well as totals of all categories.

It can be sorted by category or time period.

#### Papa Jacks # 1

6201 Lee Ann Lane, Naples.

From : 06/25/2018 To : 07/24/2018

Printed On : 07/24/2018 by : Tommy Jones at 03:08 PM

##### Category Sale Report

Name	Amount	Quantity	Tax	Discount	%Of Sales
ANDY'S	0.44	2	0.06	0.00	0.01
COLD PRESS	175.05	28	24.63	1.00	2.62
DESSERTS	60.00	10	5.38	0.00	0.90
DRINKS	106.56	12	8.74	0.00	1.60
Entrees	19.14	2	1.98	0.00	0.29
EXTRAS	1.50	3	0.12	0.00	0.02
Mens Tops Category	4.44	1	0.62	0.00	0.07
OPEN ITEM(S)	5,555.55	1	166.67	0.00	83.27
PIZZA	675.12	63	58.88	360.77	10.12
SIDES	7.00	1	0.63	0.00	0.10
Specials	66.97	9	6.43	0.00	1.00
TOTAL	6,671.77	132	274.14	361.77	100.00

### 2.1.3. Subcategory sales (sample in pdf format)

Subcategory sales display value of sales per category in alphabetical order. This report helps to view most popular categories.

#### Papa Jacks # 1

6201 Lee Ann Lane, Naples.

From : 06/25/2018 To : 07/24/2018

Printed On : 07/24/2018 by : Tommy Jones at 03:15 PM

##### Sub-category Sale Report

Name	Amount	Quantity	Tax	Discount	%Of Sales
FRUIT	8.95	1	1.26	0.00	5.26
GREENS	116.35	20	16.38	0.00	68.42
PROTEIN	26.85	3	3.78	0.00	15.79
SEASONAL	8.95	2	1.25	1.00	5.26
TUBERS	8.95	1	1.26	0.00	5.26
TOTAL	170.05	27	23.93	1.00	100.00

### 2.1.4. Menu Item Sales Report (sample in pdf format)

Menu Item Sales Report (Product Mix) display menu items in alphabetical order. It tracks most/least popular items, employees' sales per menu items. It can be used in tracking employees' contests. •It can be narrowed by selecting specific categories, sub categories, items, and serving sizes.

#### Papa Jacks # 1

6201 Lee Ann Lane, Naples.

From : 06/25/2018 To : 07/24/2018

Printed On : 07/24/2018 by : Tommy Jones at 03:20 PM

#### Menu Item Sale Report

Name	Amount	Quantity	Tax	Discount	%Of Sales
a	0.90	1	0.12	0.10	0.01
Add Brownie	6.00	1	0.54	0.00	0.09
Add Wings	11.98	2	1.08	0.00	0.18
Bacon ChzSticks	7.00	1	0.63	0.00	0.10
BBQ Chix Bacon	110.44	6	9.41	0.00	1.66
Big Bonanza	1.00	1	0.06	18.99	0.01
Bliss	8.95	1	1.26	0.00	0.13
Blue Chz	0.50	1	0.03	0.00	0.01
bottle 2	8.00	2	1.12	0.00	0.12
Buffalo Chix	40.98	3	3.69	13.99	0.61
By glass	4.56	1	0.41	0.00	0.07
Carpaccio de boeuf au chÃvre chaud	8.01	1	0.85	0.00	0.12
Carryout Only	8.99	1	0.81	0.00	0.13
Cheese Pizza	27.98	6	2.10	47.96	0.42
Choc Chip	6.00	1	0.54	0.00	0.09
Chz ChixCordonBlue	34.98	4	3.15	33.98	0.52
CinnPullAparts	18.00	3	1.61	0.00	0.27

### 2.1.5. Modifier Sales

It tracks modifiers sales for selected day or time range.

#### Papa Jacks # 1

6201 Lee Ann Lane, Naples.

From : 06/25/2018 To : 07/24/2018

Printed On : 07/24/2018 by : Tommy Jones at 03:30 PM

#### Modifier Sale Report

Item Name	Modifier Name	Sale Amount	Quantity	Tax
Add Wings	Honey Chipotle Wings	0.00	1	0.00
Add Wings	Pizza Sauce	0.00	1	0.00
Add Wings	Buffalo Wings	0.00	1	0.00
Add Wings	Blue Cheese Sauce	0.00	1	0.00
BBQ Chix Bacon	Spicy Italian Sausage	1.00	1	0.06
BBQ Chix Bacon	Canadian Bacon	1.00	1	0.06
BBQ Chix Bacon	Extra Cheese	1.00	1	0.06
BBQ Chix Bacon	Mushrooms	1.00	1	0.06
BBQ Chix Bacon	BBQ	0.00	6	0.00
BBQ Chix Bacon	Pineapple	0.50	1	0.03
BBQ Chix Bacon	Grilled Chicken	0.00	6	0.00

### 2.1.6. Hourly Sales

It Shows the top 5 items selling as well as times the top items are being sold.

It can be sorted by time-period, day etc.

#### Papa Jacks # 1

6201 Lee Ann Lane, Naples.

From : 06/25/2018 To : 07/24/2018

Printed On : 07/24/2018 by : Tommy Jones at 03:37 PM

##### Hourly Sale Report

Date	Time	Net Sale	Tax	Discount	Grand Sale	Number of customer
07/24/2018	20-21	19.99	1.80	0.00	21.79	1
07/23/2018	12-13	15.99	1.44	0.00	17.43	1
07/23/2018	11-12	80.00	6.40	0.00	86.40	1
07/23/2018	10-11	111.58	10.09	0.00	121.67	7
07/18/2018	15-16	47.34	5.63	0.00	52.97	2
07/18/2018	14-15	16.99	1.53	0.00	18.52	1
07/16/2018	11-12	7.56	0.68	0.00	8.24	1
07/13/2018	16-17	21.99	1.92	16.99	23.91	2
07/13/2018	12-13	17.99	1.62	0.00	19.61	1
07/13/2018	10-11	17.99	1.62	0.00	19.61	1
07/12/2018	15-16	5,835.15	199.43	90.94	6,034.58	11
07/12/2018	14-15	21.99	1.98	0.00	23.97	1
07/12/2018	13-14	0.00	0.00	29.98	0.00	1
07/11/2018	18-19	40.68	4.14	0.00	44.82	2

### 2.1.7. Daily Sales

It Shows the top 5 items selling that day as well as a breakdown of the total sales

It can be sorted by time period or a specific day, month etc. It helps to find a

#### Papa Jacks # 1

6201 Lee Ann Lane, Naples.

From : 06/25/2018 To : 07/24/2018

Printed On : 07/24/2018 by : Tommy Jones at 03:49 PM

##### Daily Sale Report

Date	Net Sale	Tax	Discount	Grand Sale
07/23/2018	212.57	18.38	0.00	230.95
07/18/2018	64.33	7.16	0.00	71.49
07/17/2018	14.99	1.35	0.00	16.34
07/16/2018	7.56	0.68	0.00	8.24
07/13/2018	39.98	3.54	16.99	43.52
07/12/2018	5,857.14	201.41	120.92	6,058.55
07/11/2018	106.90	10.24	0.00	117.14
07/10/2018	35.98	3.24	58.96	39.22
07/06/2018	48.97	3.99	0.00	52.96
07/03/2018	36.98	2.34	61.96	39.32
07/02/2018	122.43	10.65	66.96	133.08
06/29/2018	23.49	2.11	35.98	25.60
06/28/2018	65.47	5.90	0.00	71.37
06/27/2018	34.98	3.15	0.00	38.13
TOTAL	6,671.77	274.14	361.77	6,945.91

### 2.1.8. Sales Recap

The most complex and frequently used report that summarized all restaurant activities.

This report will show a short report with vital information such as sales, taxes, cash drops, tenders totals, tip, gratuities, paid in/out, deposit.

The report is customizable. A user can choose which vitals on the report are important for his business and he can hide the ones that have no values for his operations.

It can be sorted by time-period and run ranges of dates.

#### Papa Jacks # 1

6201 Lee Ann Lane, Naples.

From : 07/24/2018 To : 07/24/2018

Printed On : 07/24/2018 by : Tommy Jones at 03:55 PM

#### SALE RECAP

Check Count	1
Guest Count	1
Average Per Check	19.99

#### SALES

Gross Sales	21.79
Net Sales	19.99
Grand Sales	21.79
Gross Receipt	21.79
Gross Void	0.00
NetVoid	0.00

#### TAXES

FOOD	1.20
Test	0.60
<b>TOTAL</b>	<b>1.80</b>
TAX EXEMPT	0.00

#### OTHER PAYMENT(S)

Cash	21.79
<b>TOTAL</b>	<b>21.79</b>

#### PAYMENT SUMMARY

Credit Card	0.00
Other Payment(s)	21.79
<b>TOTAL</b>	<b>21.79</b>

SUMMARY	
Opening Balance	100.00
Paid In	0.00

Paid Out	0.00
Cash Drop	0.00
Cash Expected	121.79
Over / Shortage	678.21

DEPARTMENT SUMMARY	
FOOD	19.99
<b>TOTAL</b>	<b>19.99</b>

CATEGORY SUMMARY	
PIZZA	19.99
<b>TOTAL</b>	<b>19.99</b>

HOURLY SUMMARY				
Time	Sales	\$\$\$	CHKS	%
08PM-09PM	19.99	100.00	1	100.00
<b>TOTAL</b>	<b>19.99</b>		<b>1</b>	



### 2.1.9. *Cashier Out*

It Allows a user to reprint previous days cashier reports.

You can combine all employees for the day or select individuals

#### **Papa Jacks # 1**

6201 Lee Ann Lane, Naples.

From : 06/27/2018 To : 07/23/2018

Printed On : 07/24/2018 by : Tommy Jones at 04:14 PM

#### **CASHIER OUT**

Check Count	71
Guest Count	75
Average Per Check	93.68

<b>SALES</b>	
Gross Sales	7,465.30
Net Sales	6,651.78
Grand Sales	6,924.12
Gross Receipt	6,945.92
Gross Void	136.75
NetVoid	124.88

<b>TAXES</b>	
FOOD	61.09
Test	197.56
Vat	13.69
<b>TOTAL</b>	<b>272.34</b>
TAX EXEMPT	0.00

<b>OTHER PAYMENT(S)</b>	
Loyalty	40.00
Cash	7,057.97
<b>TOTAL</b>	<b>7,097.97</b>

### 2.1.10. Weekly Summary

It shows a summary of your current or previous week. It can be sorted by a day or time range.

#### Papa Jacks # 1

6201 Lee Ann Lane, Naples.

Printed On : 07/24/2018 by : Tommy Jones at 04:28 PM

#### Weekly Sale Report

Summary	16-Jul-2018	17-Jul-2018	18-Jul-2018	Total
Gross Sales	\$31.03	\$16.34	\$74.94	\$122.31
Net Sales	\$7.56	\$14.99	\$64.33	\$86.88
TotalTaxAmount	\$0.68	\$1.35	\$7.16	\$9.19
Grand Sales	\$8.24	\$16.34	\$71.49	\$96.07
Gross Receipt	\$8.24	\$16.34	\$71.49	\$96.07
Tax Exempt	\$0.00	\$0.00	\$0.00	\$0.00
Gross Void	\$22.79	\$0.00	\$3.45	\$26.24
Net Void	\$20.99	\$0.00	\$3.25	\$24.24
Discounts	\$0.00	\$0.00	\$0.00	\$0.00
Discount Tax	\$0.00	\$0.00	\$0.00	\$0.00
Void Discounts	\$0.00	\$0.00	\$0.00	\$0.00
Void Discount Tax	\$0.00	\$0.00	\$0.00	\$0.00
Cash Refunds	\$0.00	\$0.00	\$0.00	\$0.00
Non-Cash Refunds	\$0.00	\$0.00	\$0.00	\$0.00
Paid In	\$0.00	\$0.00	\$0.00	\$0.00
Paid Out	\$0.00	\$0.00	\$0.00	\$0.00
Gratuity	\$0.00	\$0.00	\$0.00	\$0.00
Gift Card Sold	\$0.00	\$0.00	\$0.00	\$0.00
GiveX Sold	\$0.00	\$0.00	\$0.00	\$0.00
House Account Sold	\$0.00	\$0.00	\$0.00	\$0.00

### 2.1.11. Sales Summary

It breakdowns sales to check numbers. It is filtered per a day or time period.

#### Papa Jacks # 1

6201 Lee Ann Lane, Naples.

From : 06/25/2018 To : 07/24/2018

Printed On : 07/24/2018 by : Tommy Jones at 04:31 PM

#### Sale Summary Report

Check No	Transaction Date	Net sales	Total tax amount	Inclusive tax amount	CC SC	Discount	Gross Receipt
71-009	24-Jul-2018 08:38 PM	19.99	1.80	0.00	0.00	0.00	21.79
71-008	23-Jul-2018 12:20 PM	15.99	1.44	0.00	0.00	0.00	17.43
71-007	23-Jul-2018 11:59 AM	80.00	6.40	0.00	0.00	0.00	86.40
71-006	23-Jul-2018 10:40 AM	19.24	1.74	0.00	0.00	0.00	20.98
71-005	23-Jul-2018 10:39 AM	14.38	1.43	0.00	0.00	0.00	15.81
71-004	23-Jul-2018 10:30 AM	29.24	2.64	0.00	0.00	0.00	31.88
71-003	23-Jul-2018 10:29 AM	3.75	0.23	0.00	0.00	0.00	3.98
71-002	23-Jul-2018 10:16 AM	11.99	1.08	0.00	0.00	0.00	13.07
71-001	23-Jul-2018 10:11 AM	17.99	1.62	0.00	0.00	0.00	19.61
71-001	23-Jul-2018 10:08 AM	14.99	1.35	0.00	0.00	0.00	16.34
76-002	18-Jul-2018 03:37 PM	26.85	3.78	0.00	0.00	0.00	30.63
76-001	18-Jul-2018 03:11 PM	20.49	1.85	0.00	0.00	0.00	22.34
74-002	18-Jul-2018 02:07 PM	16.99	1.53	0.00	0.00	0.00	18.52
69-001	16-Jul-2018 11:39 AM	7.56	0.68	0.00	0.00	0.00	8.24
72-003	13-Jul-2018 04:27 PM	19.99	1.80	0.00	0.00	0.00	21.79
72-002	13-Jul-2018 04:26 PM	2.00	0.12	0.00	0.00	16.99	2.12
75-003	13-Jul-2018 12:30 PM	17.99	1.62	0.00	0.00	0.00	22.61
69-001	13-Jul-2018 10:53 AM	17.99	1.62	0.00	0.00	0.00	19.61
72-013	12-Jul-2018 03:40 PM	5,555.55	166.67	0.00	0.00	0.00	5,722.22
72-012	12-Jul-2018 03:39 PM	39.90	4.70	0.00	0.00	0.00	44.60
72-011	12-Jul-2018 03:31 PM	20.99	2.09	0.00	0.00	0.00	23.08
72-010	12-Jul-2018 03:28 PM	23.43	2.13	0.00	0.00	0.00	25.56
72-009	12-Jul-2018 03:28 PM	8.05	1.13	0.00	0.00	0.90	9.18
72-008	12-Jul-2018 03:27 PM	37.94	3.87	0.00	0.00	0.00	41.81
72-007	12-Jul-2018 03:07 PM	2.00	0.12	0.00	0.00	35.98	2.12
72-006	12-Jul-2018 03:06 PM	41.34	5.08	0.00	0.00	0.00	46.42
72-005	12-Jul-2018 03:06 PM	47.80	6.11	0.00	0.00	0.00	53.91
72-004	12-Jul-2018 03:03 PM	19.30	2.68	0.00	0.00	0.10	21.98
72-003	12-Jul-2018 03:02 PM	38.85	4.85	0.00	0.00	53.96	43.70
72-002	12-Jul-2018 02:48 PM	21.99	1.98	0.00	0.00	0.00	23.97
72-001	12-Jul-2018 01:06 PM	0.00	0.00	0.00	0.00	29.98	0.00
71-006	11-Jul-2018 06:46 PM	20.69	2.34	0.00	0.00	0.00	23.03
71-005	11-Jul-2018 06:45 PM	19.99	1.80	0.00	0.00	0.00	21.79

## 2.2. Transactions

It shows your sales organized by tenders. A user can view voided transactions. It can be sorted per day or time range.

### Papa Jacks # 1

6201 Lee Ann Lane, Naples.

From : 07/18/2018 To : 07/24/2018

Printed On : 07/24/2018 by : Tommy Jones at 04:33 PM

#### Transaction Report

Check	Date	Payment No	Tender Name	Card Number	Auth Code	Status	CC TC	CC SC	Amount	Tip
74-002	18-Jul-2018 02:08 PM	0	Cash	-	-	Success	0.00	0.00	18.52	0.00
76-001	18-Jul-2018 03:11 PM	0	Cash	-	-	Success	0.00	0.00	22.34	0.00
76-002	18-Jul-2018 03:38 PM	0	Cash	-	-	Success	0.00	0.00	30.63	0.00
71-001	23-Jul-2018 10:11 AM	0	Cash	-	-	Success	0.00	0.00	19.61	0.00
71-002	23-Jul-2018 10:28 AM	0	Cash	-	-	Success	0.00	0.00	13.07	0.00
71-003	23-Jul-2018 10:29 AM	0	Cash	-	-	Success	0.00	0.00	3.98	0.00
71-004	23-Jul-2018 10:31 AM	0	Cash	-	-	Success	0.00	0.00	31.88	0.00
71-005	23-Jul-2018 10:39 AM	0	Cash	-	-	Success	0.00	0.00	15.81	0.00
71-006	23-Jul-2018 10:40 AM	0	Cash	-	-	Success	0.00	0.00	20.98	0.00
71-007	23-Jul-2018 12:00 PM	0	Cash	-	-	Success	0.00	0.00	86.40	0.00
71-008	23-Jul-2018 12:20 PM	0	Cash	-	-	Success	0.00	0.00	17.43	0.00
71-009	24-Jul-2018 08:38 PM	0	Cash	-	-	Success	0.00	0.00	21.79	0.00
Total				<nil>	<nil>		0.00	0.00	302.44	0.00

## 2.3. Gift Card Report

It based on a gift card type: local or Givex. It shows an activity type: issue, redeemed, recharge together with a current balance of a card. It sorted by day or time range.

### Papa Jacks # 1

6201 Lee Ann Lane, Naples.

From : 01/30/2013 To : 07/24/2018

Printed On : 07/24/2018 by : Tommy Jones at 04:38 PM

#### Gift Card Report

Card Number	Date	Employee	Sale Number	Node	Activity Type	Amount	Balance
1	07/14/2017	Jack Howard	14-024	A014	Redeemed	5.99	968.91
1	07/14/2017	Jack Howard	14-032	A014	Redeemed	6.50	962.41
111111111111	12/28/2017	C C	8-015	A008	Issued	0.00	0.00
111111111111	12/28/2017	C C	8-015	A008	Recharges	100.00	100.00
12345678	05/11/2017	Jennifer Ashley	2-007	A009	Issued	0.00	0.00
12345678	05/11/2017	Jennifer Ashley	2-007	A009	Recharges	50.00	50.00
12345678	05/11/2017	Jennifer Ashley	9-001	A009	Redeemed	18.96	31.04
12345678	05/11/2017	Jennifer Ashley	2-008	A009	Redeemed	1.50	29.54
12345678	05/11/2017	Jennifer Ashley	2-009	A009	Redeemed	8.99	20.55
12345678	05/11/2017	Jennifer Ashley	9-003	A009	Recharges	50.00	70.55

## 2.4. Discount Report

Discount report can be populated per employee, per discount type, per discount reason or per summary.

It shows discount used in a selected day or time range.

### Papa Jacks # 1

6201 Lee Ann Lane, Naples.

From : 06/25/2018 To : 07/24/2018

Printed On : 07/24/2018 by : Tommy Jones at 04:47 PM

#### Discount summary report

Discount Name	Total	% of Total	Count	Average
Total Discounts	361.77	100.00%	12	30.15
241	360.77	99.72%	10	36.08
Senior Citizens	1.00	0.28%	2	0.50
Total checks	% of Checks discounted	Gross sales	% Discount of Gross sales	Checks discounted
73	12	16.44%	7,490.54	4.83%

## 2.5. Void Report

Void report can be filtered by Node(iPad) or per employee in a day/time range.

### Papa Jacks # 1

6201 Lee Ann Lane, Naples.

From : 06/01/2018 To : 06/30/2018

Printed On : 07/24/2018 by : Tommy Jones at 04:49 PM

#### Void Node Report

Node	Check #	Date	Item Name	Quantity	Amount	Tax	Discount	Void Reason	Open By
A059	59-001	28-Jun-2018	BBQ Chix Bacon	0.33	4.00	0.60	0.00	COLD FOOD	Tommy Jones
A059	59-001	28-Jun-2018	BBQ Chix Bacon	0.33	4.00	0.60	0.00	COLD FOOD	Tommy Jones
A059	59-001	28-Jun-2018	BBQ Chix Bacon	0.34	3.99	0.60	0.00	COLD FOOD	Tommy Jones
A060	60-004	27-Jun-2018	Pepperoni	1	13.99	1.26	0.00	COLD FOOD	Tommy Jones
A058	39-003	07-Jun-2018	The Meats	1	17.49	1.58	0.00	Force Void	Tommy Jones
A058	57-006	07-Jun-2018	Pepperoni	1	15.99	1.44	0.00	Force Void	Tommy Jones
A058	39-002	07-Jun-2018	Choc Chip	1	6.00	0.54	0.00	Force Void	Tommy Jones
A058	39-001	07-Jun-2018	Dbl Chocolate	1	6.00	0.54	0.00	Force Void	Tommy Jones
A056	56-009	04-Jun-2018	Pan Johns Favorite	1	14.99	1.35	0.00	COLD FOOD	Tommy Jones
A056	18-004	02-Jun-2018	The Works	1	11.99	1.08	0.00	Force Void	Tommy Jones
A056	18-005	02-Jun-2018	The Works	1	2.00	0.18	11.99	Force Void	Tommy Jones
A056	18-005	02-Jun-2018	Dbl Bacon6Chz	1	3.00	0.27	15.99	Force Void	Tommy Jones
A056	18-005	02-Jun-2018	Onur1	1	0.00	0.00	4.00	Force Void	Tommy Jones
A056	18-005	02-Jun-2018	The Works	1	1.00	1.05	15.99	Force Void	Tommy Jones
A056	18-006	02-Jun-2018	Dbl Bacon6Chz	1	2.50	0.15	11.99	Force Void	Tommy Jones
A056	18-006	02-Jun-2018	Spinach Alfredo	1	1.00	0.06	17.99	Force Void	Tommy Jones
A056	18-009	02-Jun-2018	Onur1	1	0.00	0.00	4.00	Force Void	Tommy Jones
A056	18-009	02-Jun-2018	Dbl Bacon6Chz	1	0.00	0.00	17.99	Force Void	Tommy Jones
A056	18-001	01-Jun-2018	The Works	1	13.99	1.26	0.00	Force Void	Tommy Jones
Total				17	121.93	12.56	99.94		

## 2.6. Paid In/ Paid Out Report

It shows any paid in/out activities performed on the system in a day or time range.

### Papa Jacks # 1

6201 Lee Ann Lane, Naples.

From : 09/20/2002 To : 07/24/2018

Printed On : 07/24/2018 by : Tommy Jones at 04:50 PM

#### Paid Report

Node	Business Date	Transaction Date	Paid In/Out By	Amount	Paid From/TO	Reason
A000	05-Oct-2016	05-Oct-2016	Jennifer Ashley	5.00	test	GROCERY
A047	14-Jun-2018	14-Jun-2018 11:12 AM	Tommy Jones	20.00	joe knife	Utility
A051	10-May-2018	10-May-2018 03:30 PM	Tommy Jones	10.00	zen	Grocery&™s
A051	10-May-2018	10-May-2018 03:30 PM	Tommy Jones	10.00	zen	Utility
A018	09-Feb-2018	09-Feb-2018 01:32 PM	Tommy Jones	5.55	hhjhj	GROCERY
Total				50.55		

## 2.7. Employee

### 2.7.1. Attendance

It shows punch in/out of an employee together with his job code and total working hours in a selected payroll

### Papa Jacks # 1

6201 Lee Ann Lane, Naples.

From : 06/25/2018 To : 07/24/2018

Printed On : 07/24/2018 by : Tommy Jones at 04:58 PM

#### Attendance Report

Date	Name	Check In	Check Out	Hours	Job Code
24-Jul-2018	Cosmas Pox	09:07 PM	N/A	N/A	Cashier
18-Jul-2018	Tommy Jones	09:53 AM	10:58 AM	25:05	Admin
18-Jul-2018	Jennifer Ashley	09:53 AM	10:58 AM	25:05	Admin
13-Jul-2018	Jennifer Ashley	12:31 PM	09:50 AM	69:19	Admin
13-Jul-2018	Tommy Jones	12:31 PM	01:27 PM	00:56	Admin
09-Jul-2018	Tommy Jones	10:10 AM	N/A	N/A	Admin
09-Jul-2018	Jennifer Ashley	10:11 AM	N/A	N/A	Admin
06-Jul-2018	Tommy Jones	11:43 AM	10:10 AM	70:27	Admin
06-Jul-2018	Onur Haytac	11:43 AM	10:10 AM	70:27	Admin
03-Jul-2018	Tommy Jones	03:44 PM	05:17 PM	49:33	Admin
02-Jul-2018	Jennifer Ashley	10:25 AM	12:30 AM	14:05	Admin
02-Jul-2018	Tommy Jones	10:25 AM	02:40 PM	04:15	Admin
02-Jul-2018	Tommy Jones	02:41 PM	12:30 AM	09:49	Admin
29-Jun-2018	Tommy Jones	10:56 AM	10:18 AM	71:22	Admin
29-Jun-2018	Jennifer Ashley	10:57 AM	10:18 AM	71:21	Admin
Total				481:44	

### 2.7.2. Payroll Report

It generates payroll details for payroll companies based on a payroll type and first day of payroll.

#### Papa Jacks # 1

6201 Lee Ann Lane, Naples.

From : 07/24/2018 To : 07/24/2018

Printed On : 07/24/2018 by : Tommy Jones at 05:00 PM

Payroll Report								
Date	[Role: CheckIn - CheckOut]	Hours	OT Hours	Reg Pay	TTL Pay	Expected Tip	Non Cash Tip	Declared Tip
Dardan Hyseni *								
24-Jul-2018	-	08:00	00:00	\$9.67	\$9.67	\$0.00	\$0.00	\$0.00
Total		08:00	00:00	\$9.67	\$9.67	\$0.00	\$0.00	\$0.00
Cosmas Pox *								
24-Jul-2018	-	08:00	00:00	\$1,612.90	\$1,612.90	\$0.00	\$0.00	\$0.00
Total		08:00	00:00	\$1,612.90	\$1,612.90	\$0.00	\$0.00	\$0.00
Summary		16:00	00:00	\$1,622.57	\$1,622.57	\$0.00	\$0.00	\$0.00

\*Salaried Employee

### 2.7.3. Labor

It shows labor % per employee and per store.

#### Papa Jacks # 1

6201 Lee Ann Lane, Naples.

From : 06/25/2018 To : 07/24/2018

Printed On : 07/24/2018 by : Tommy Jones at 05:05 PM

Labour Report					
Name	Net Sales	Hours	Labour Amount	%OfNetSales	Labour Percentage
Cosmas Pox	0.00	64:00	12,903.20	0	0.00
Jesus Moro	0.00	00:00	0.00	0	0.00
Test Test	0.00	00:00	0.00	0	0.00
User Discount disc	0.00	00:00	0.00	0	0.00
Onur Haytac	0.00	70:27	0.00	0	0.00
Peter Lee	0.00	00:00	0.00	0	0.00

### 2.7.4. Gratuity Report

It shows gratuity collected per employee and per store in a selected time period.

Employee	Time Period	Date Range (From - To)
All	Date Range	30-Jan-2002 24-Jul-2018

Name	Gratuity
Tommy Jones	\$0.80
Jennifer Ashley	\$0.00



### 2.7.5. Cash Tip

It shows amount of a cash tip declared by employees at the end of a day.

#### Papa Jacks # 1

6201 Lee Ann Lane, Naples.

From : 01/02/2017 To : 07/24/2018

Printed On : 07/24/2018 by : Tommy Jones at 05:08 PM

#### Cash Tip Report

Employee	Date	NetSales	Tip %	Non Cash	Expected Cash	Declared Cash
C C						
	28-Dec-2017	\$1,000.00	10	\$0.00	\$100.00	\$100.00
	28-Dec-2017	\$11,310.00	10	\$0.00	\$1,131.00	\$2,000.00
	28-Dec-2017	\$1,131.00	10	\$0.00	\$113.10	\$113.33
Total		\$13,441.00		\$0.00	\$1,344.10	\$2,213.33
Summary		\$13,441.00		\$0.00	\$1,344.10	\$2,213.33

### 2.8. House Account

It shows House account activities sorted per: Issued, Redeemed, Void, Recharged, Refund, Employees in a selected day or time range.

#### Papa Jacks # 1

6201 Lee Ann Lane, Naples.

From : 01/29/2003 To : 07/24/2018

Printed On : 07/24/2018 by : Tommy Jones at 05:12 PM

#### House Account Report

Date	Customer	Card Number	Check No	User Name	ActivityType	Amount	Balance
10/05/2017	onur haytac	1234556677		Tommy Jones	Issued	0.00	0.00
04/12/2018	house account	1010	37-003	Tommy Jones	Redeemed	15.25	-15.25
05/04/2018	house account	1010	39-001	Tommy Jones	Redeemed	24.43	-39.68
05/04/2018	onur haytac	1234556677	39-004	Tommy Jones	Redeemed	16.28	-16.28
05/04/2018	onur haytac	1234556677	39-006	Jennifer Ashley	Redeemed	25.71	-41.99

### 2.9. House Account Statement

House Account Statement are ready to email/mail customer statement regarding House Account Balance.



**Papa Jacks # 1**

6201 Lee Ann Lane, Naples.

From : 04/14/2011 To : 07/24/2018

Printed On : 07/24/2018 by : Tommy Jones at 05:18 PM

**H/A Statement Report**

Date	Check#	Menu Item	HARecharge	Price	Tax	Gratuity	Total	Tips
onur haytac								
05/04/2018	39-004	Sausage		12.99	1.17	0.00	14.16	
		Tip		0.00	0.00	0.00	2.12	2.12
05/04/2018	39-006	Tropical Luau		19.99	1.80	0.00	21.79	
		Tip		0.00	0.00	0.00	3.92	3.92
	Summary		0.00	32.98	2.97	0.00	41.99	6.04
	Beginning Balance						0.00	
	HA Recharge						0.00	
	Net Sale						32.98	
	Tax						2.97	
	Gratuity						0.00	
	Tip						6.04	
	HA Payment						35.95	
	HA Refund						0.00	
	Other Payment						0.00	
	Current Balance						-41.99	

**2.10. Driver Report**

It Shows the deliveries, time, check number, and money owed by drivers for deliveries.

It can be sorted by driver and time-period.

**Papa Jacks # 1**

6201 Lee Ann Lane, Naples.

From : 06/25/2018 To : 07/24/2018

Printed On : 07/24/2018 by : Tommy Jones at 06:34 PM

**Driver Report**

Name	Date	Time	Check #	Amount	Owed
Tommy Jones	07/18/2018	12:30	75-003	22.61	22.61
Jennifer Ashley	07/13/2018	13:07	73-001	18.52	18.52
Tommy Jones	07/09/2018	10:10	70-001	17.83	17.83
	07/13/2018	11:25	69-002	18.52	18.52
Tommy Jones	07/13/2018	11:44	69-004	22.61	22.61
Tommy Jones	07/03/2018	15:45	57-003	17.83	17.83
Tommy Jones	07/02/2018	10:37	57-002	16.07	16.07
Tommy Jones	07/02/2018	10:43	57-003	22.07	22.07
Tommy Jones	07/02/2018	11:49	57-004	22.61	22.61
Total				178.67	178.67

### 2.11. Batch report

It shows batch details.

It Includes check number, last 4 of credit card, transaction type, amount, tip amount, date, server, and node. It can be sorted per day or time range.

#### Papa Jacks # 1

6201 Lee Ann Lane, Naples.

From : 01/30/2001 To : 07/19/2018

Printed On : 07/24/2018 by : Tommy Jones at 06:39 PM

##### Batch Report

Check #	Card Number	Transaction	Amount	Tip Amount	Date	Server Name	POS Node
11-001	XXXXXXXXXXXX1017	Payment	0.01	0.01	19-Dec-2017 1	Tommy Jones	A011
19-027	*****7093	Payment	0.01	0.00	06-Dec-2017 0	Tommy Jones	A019
19-018	*****7093	Payment	0.02	0.00	06-Dec-2017 0	Tommy Jones	A019
19-017	*****7937	Payment	0.01	0.00	06-Dec-2017 0	Tommy Jones	A019
19-016	*****3230	Payment	0.02	0.00	06-Dec-2017 0	Tommy Jones	A019
19-015	*****3230	Payment	0.02	0.00	06-Dec-2017 0	Tommy Jones	A019
19-014	*****3230	Payment	0.04	0.00	06-Dec-2017 0	Tommy Jones	A019
19-013	*****3230	Payment	0.03	0.00	06-Dec-2017 0	Tommy Jones	A019
19-012	*****3230	Payment	0.03	0.00	06-Dec-2017 0	Tommy Jones	A019
19-011	*****3230	Payment	0.01	0.00	06-Dec-2017 0	Tommy Jones	A019
19-006	*****3230	Payment	0.44	0.00	06-Dec-2017 1	Tommy Jones	A019
19-012	XXXXXXXXXXXX2431	Payment	0.88	0.00	03-Nov-2017 0	Tommy Jones	A019
19-011	XXXXXXXXXXXX2431	Payment	0.44	0.00	03-Nov-2017 0	Tommy Jones	A019
19-010	XXXXXXXXXXXX6462	Payment	6.44	0.00	03-Nov-2017 0	Tommy Jones	A019
19-009	XXXXXXXXXXXX6462	Payment	0.44	0.00	03-Nov-2017 0	Tommy Jones	A019
19-008	XXXXXXXXXXXX2431	Payment	0.44	0.07	03-Nov-2017 0	Tommy Jones	A019
19-004	XXXXXXXXXXXX2431	Payment	0.88	0.22	03-Nov-2017 0	Tommy Jones	A019
Total Records		Total Payment	Total Refund	Total Tips	Grand Total		
17	<nil>	10.16	0	0.30	10.46	<nil>	<nil>

### 2.12. Refund Report

It shows a user all refund details. It can be filtered per employee or per payment type.

It can be populated per certain day or time range.

#### Papa Jacks # 1

6201 Lee Ann Lane, Naples.

From : 05/08/2013 To : 07/24/2018

Printed On : 07/24/2018 by : Tommy Jones at 06:41 PM

##### Refund Report

Date	Check #	Reason	Device	Refund By	Payment Name	Amount
10-May-2018	<nil>	Reason	A051	Tommy Jones	Cash	1.00
27-Mar-2018	28-001		A028	Tommy Jones	Cash	6.00
28-Dec-2017	8-001		A010	Tommy Jones	Cash	38.98
					Total	45.98

## 2.13. Till/Cash Transaction

### 2.13.1. Till

It shows drawer details for the day with employee name, cash expected and over/shortage amount.

It can be filtered per employee or till type: global/user.

#### Papa Jacks # 1

6201 Lee Ann Lane, Naples.

From : 05/01/2001 To : 07/24/2018

Printed On : 07/24/2018 by : Tommy Jones at 06:47 PM

#### Till Report

Date	Till Name	User	Cash Expected	Amount	Over/Shortage
24-Jul-2018 08:38 PM	A071 - 1(G)	Tommy Jones	121.79	800.00	678.21
23-Jul-2018 12:20 PM	A071 - 2(G)	Tommy Jones	117.43	117.43	0.00
23-Jul-2018 10:09 AM	A071 - 1(G)	Tommy Jones	308.07	308.07	0.00
18-Jul-2018 02:08 PM	A074 - 1(G)	Tommy Jones	118.52	118.52	0.00
18-Jul-2018 10:32 AM	A075 - 1(G)	Tommy Jones	122.61	122.61	0.00
17-Jul-2018 05:15 PM	A069 - 1(G)	Tommy Jones	108.24	108.24	0.00
17-Jul-2018 12:48 PM	A071 - 1(G)	Tommy Jones	123.03	123.03	0.00

### 2.13.2. Cash Transaction

It lists all cash transaction per employee, transaction type at a certain day or time range.

#### Papa Jacks # 1

6201 Lee Ann Lane, Naples.

From : 07/18/2018 To : 07/24/2018

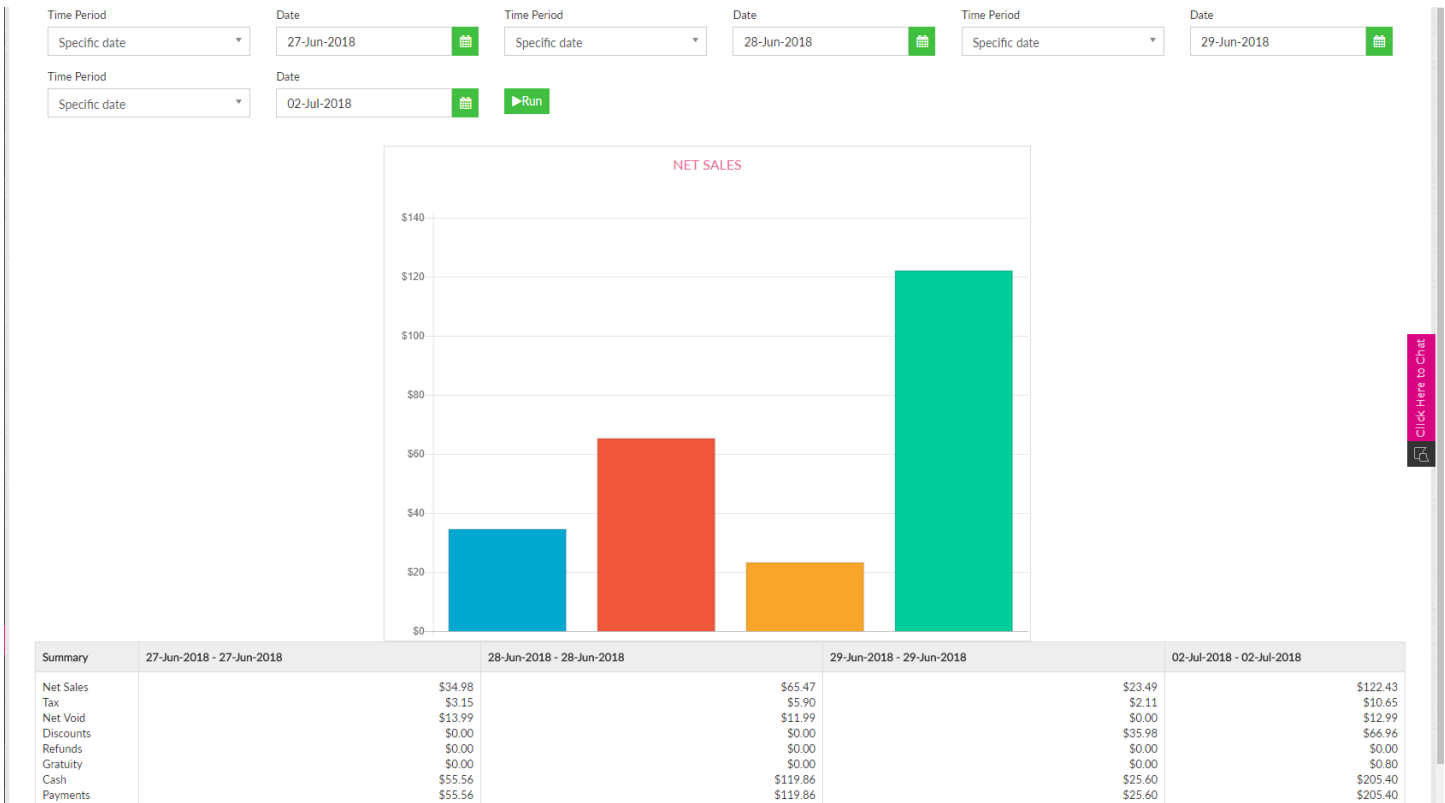
Printed On : 07/24/2018 by : Tommy Jones at 06:49 PM

#### Cash Transaction Report

Transaction Date	Employee	Check #	Node	Transaction Type	Amount	Reason
24-Jul-2018 04:38 PM	Tommy Jones	71-009	A071	Cash	21.79	
23-Jul-2018 08:20 AM	Tommy Jones	71-008	A071	Cash	17.43	
23-Jul-2018 08:00 AM	Tommy Jones	71-007	A071	Cash	86.40	
23-Jul-2018 06:40 AM	Tommy Jones	71-006	A071	Cash	20.98	
23-Jul-2018 06:39 AM	Tommy Jones	71-005	A071	Cash	15.81	
23-Jul-2018 06:31 AM	Tommy Jones	71-004	A071	Cash	31.88	
23-Jul-2018 06:29 AM	Tommy Jones	71-003	A071	Cash	3.98	
23-Jul-2018 06:28 AM	Tommy Jones	71-002	A071	Cash	13.07	
23-Jul-2018 06:11 AM	Tommy Jones	71-001	A071	Cash	19.61	
18-Jul-2018 11:38 AM	Tommy Jones	76-002	A076	Cash	30.63	
18-Jul-2018 11:11 AM	Tommy Jones	76-001	A076	Cash	22.34	
18-Jul-2018 10:08 AM	Tommy Jones	74-002	A074	Cash	18.52	
				Total	302.44	

## 2.14. Comparison Report

Comparison Report compare sales up to 4 time periods. It shows a sale trend for a business.



## 2.15. Customer Preferences Report

Customer Preferences Report can be filtered per category, subcategory or serving size. It shows customer preferences per day or selected time range. It shows proportion between sold and void items and percentage of menu items/categories/subcategories in total sales.

### Papa Jacks # 1

6201 Lee Ann Lane, Naples.

From : 06/25/2018 To : 07/24/2018

Printed On : 07/24/2018 by : Tommy Jones at 06:55 PM

### Customer Preference Report

Item	Sold	Void	Total	Group%	Total%	Sold	Void	Total	Group%	Total%
<b>PIZZA, Lg Thin</b>										
Hawaiian Chix	4	0	4	5.48	2.72	\$42.48	\$0.00	\$42.48	5.52	3.42
Pepperoni	0	1	1	1.37	0.68	\$0.00	\$13.99	\$13.99	1.82	1.13
<b>PIZZA, Lg</b>										
BBQ Chix Bacon	3	0	3	4.11	2.04	\$51.97	\$0.00	\$51.97	6.76	4.18
<b>PIZZA, Sm</b>										
Grill Chix Canadi	3	1	4	5.48	2.72	\$39.47	\$12.99	\$52.46	6.82	4.22
BBQ Chix Bacon	0	3	3	4.11	2.04	\$0.00	\$11.99	\$11.99	1.56	0.96
Garden Fresh	1	0	1	1.37	0.68	\$18.99	\$0.00	\$18.99	2.47	1.53
Chz ChixCordonr	2	0	2	2.74	1.36	\$17.99	\$0.00	\$17.99	2.34	1.45
Grill Chix Canadi	1	0	1	1.37	0.68	\$2.00	\$0.00	\$2.00	0.26	0.16
Tropical Luau	1	0	1	1.37	0.68	\$4.00	\$0.00	\$4.00	0.52	0.32
Dbl Bacon6Chz	2	0	2	2.74	1.36	\$18.99	\$0.00	\$18.99	2.47	1.53

### 2.16. Daily Tenders

It shows total amount of tenders together with Loyalty and Tip Amount.  
It can be generated per day or time range.

#### Papa Jacks # 1

6201 Lee Ann Lane, Naples.

From : 06/25/2018 To : 07/24/2018

Printed On : 07/24/2018 by : Tommy Jones at 07:03 PM

Daily Tenders						
Date	Cash	Gift Card	Loyalty	Others	Net Amount	Tip
23-Jul-2018	230.95	0.00	0.00	0.00	230.95	0.00
18-Jul-2018	71.49	0.00	0.00	0.00	71.49	0.00
17-Jul-2018	16.34	0.00	0.00	0.00	16.34	0.00
16-Jul-2018	8.24	0.00	0.00	0.00	8.24	0.00
13-Jul-2018	26.52	0.00	20.00	0.00	46.52	0.00
12-Jul-2018	6,038.55	0.00	20.00	0.00	6,058.55	0.00
11-Jul-2018	117.14	0.00	0.00	0.00	117.14	0.00
10-Jul-2018	39.22	0.00	0.00	0.00	39.22	0.00
06-Jul-2018	58.96	0.00	0.00	0.00	58.96	0.00
03-Jul-2018	42.32	0.00	0.00	0.00	42.32	0.00
02-Jul-2018	142.88	0.00	0.00	0.00	142.88	0.00
29-Jun-2018	25.60	0.00	0.00	0.00	25.60	0.00
28-Jun-2018	71.37	0.00	0.00	0.00	71.37	0.00
27-Jun-2018	38.13	0.00	0.00	0.00	38.13	0.00
<b>Grand Total</b>	<b>6,927.71</b>	<b>0.00</b>	<b>40.00</b>	<b>0.00</b>	<b>6,967.71</b>	<b>0.00</b>

### 2.17. Tax Report

Tax Report shows all applied taxes at certain day or time range.

#### Papa Jacks # 1

6201 Lee Ann Lane, Naples.

From : 06/25/2018 To : 07/24/2018

Printed On : 07/24/2018 by : Tommy Jones at 07:05 PM

Tax Report				
Tax Name	Tax Percentage	Net Sales	Tax amount	Tax Exempt
Vat	15.000	268.93	13.49	0.00
Test	3.000	6,965.28	209.70	0.00
FOOD	6.000	1,538.11	85.08	0.00
<b>Total</b>			<b>308.27</b>	<b>0.00</b>