

# LINGA

## Linga POS Reporting Module



# Linga POS Reporting Module

## What is a Linga Point of Sale Report?

Linga POS provides users with multiple reports. Point of sale (POS) reports are reports created based on the data gathered by a point of sale system. Register data and activity is tracked at the point of sale terminal and that data is stored for future analysis via POS reports. The reports provide detailed information in a variety of formats to help merchants track revenue, analyze sales, evaluate employee performance, make informed inventory purchases, and monitor the overall health of their retail business.

## Where can you find LingaPOS reports?

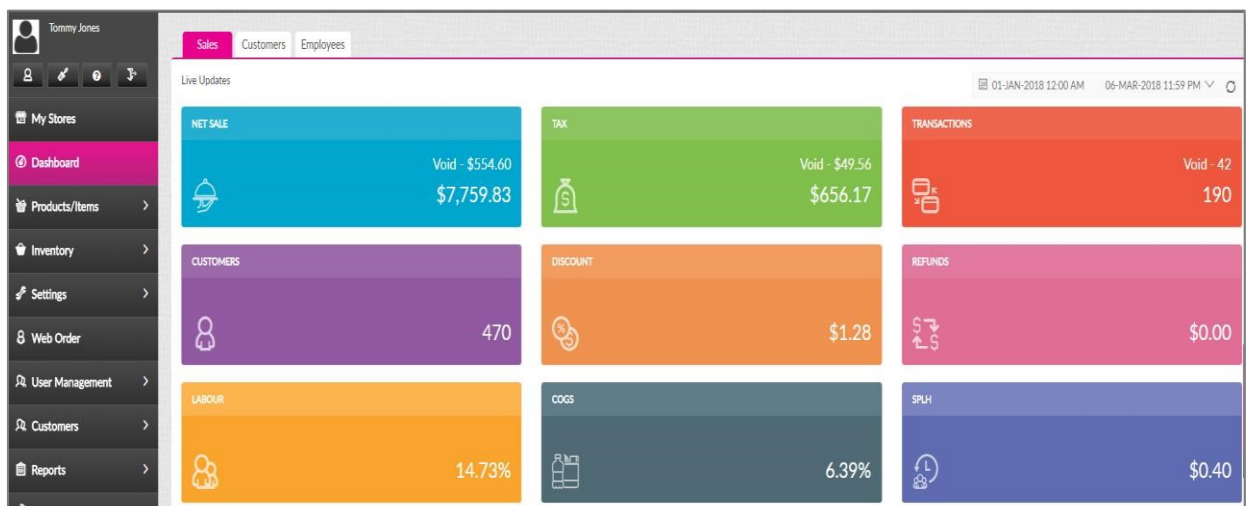
LingaPOS reports show under three sections of Linga POS:

### 1. Dashboards

Dashboards provide a user with a snapshot of live sales or previous sales. Live sales are updated every 30 seconds. Dashboards and other reports can be accessed from any IOS, Windows or Android device at any point of the Globe with Internet access.


In Fig 1. below, a user can view net sales, tax, customers, discount, refunds, and COGS on one screen.

Fig 1.



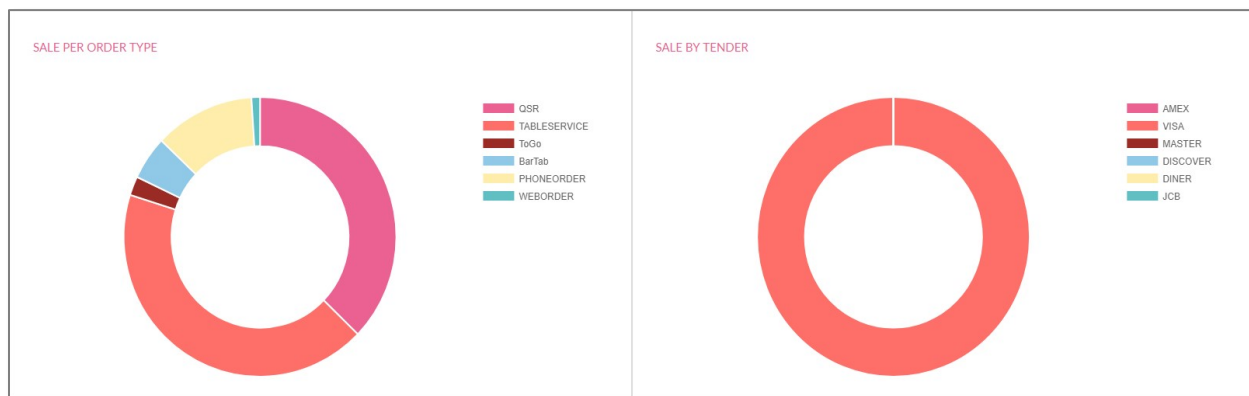
In Fig 2. below a user can view his hourly sales based on the live info, so they can manage staff adjustments in real time.

Fig 2.



In Fig 3. a user can view sales per order type and sales per tender.

Fig 3.

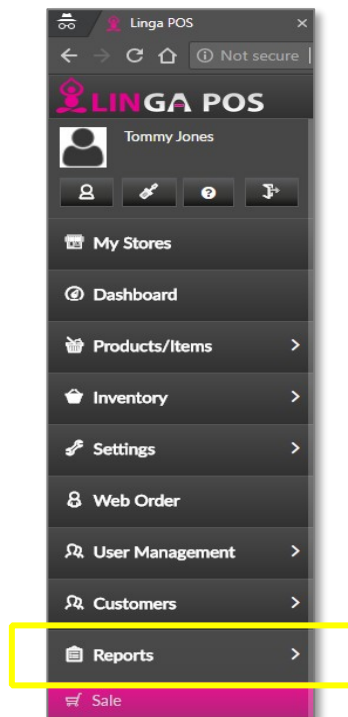


All dashboard values display as live sales per default. However the dashbord can be adjusted to show past sales for a date range or a specific day.

**2. Under Report Section of Linga Back office. A user is able to view reports in following formats: BO format with graphs, excel, pdf and CSV.**

## Reports:

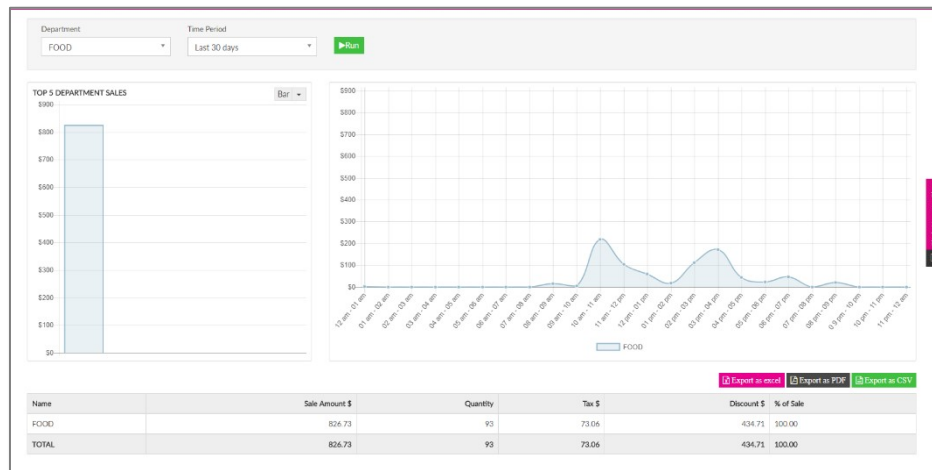
- Sales
- Transactions
- Gift Card
- Discount
- Void
- Paid In/Paid Out
- Employee
- House Account
- Driver
- Batch
- Refund
- Till
- Comparison Report
- Customer Preference
- Daily Tender
- Tax Report



## Sales Reports

### Department sale (sample in pdf format)

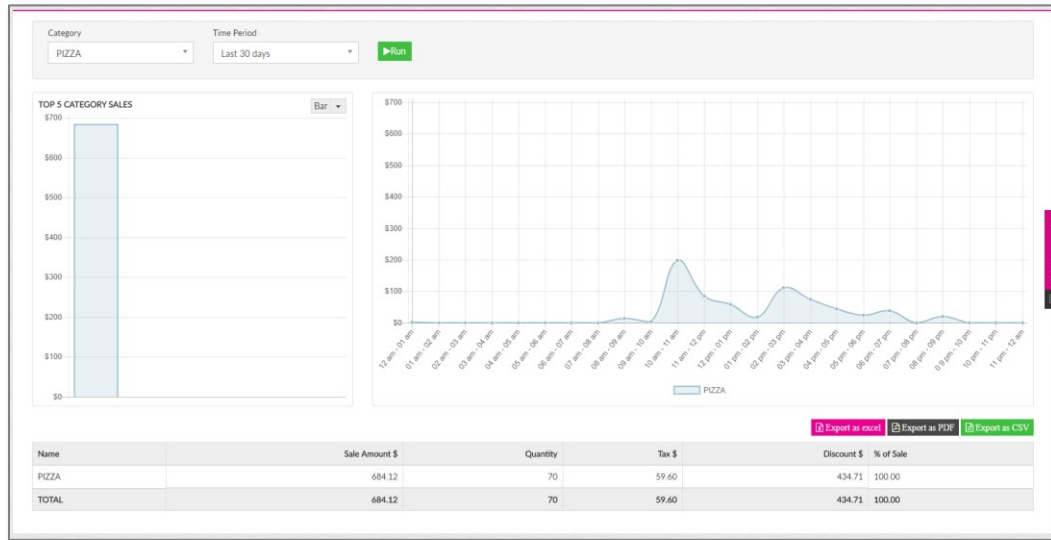
Department sales displays the value of sales by department. This report is used mainly for accounting/tax purposes. The report lists the top 5 departments and sales by time of day as well as totals of all departments. It can be sorted by department or time period.



### Category sales (sample in pdf format)

This report displays sales per category in alphabetical order. This report helps to view the most popular categories. It lists the top 5 categories and sales by time of day as well as totals of all categories.

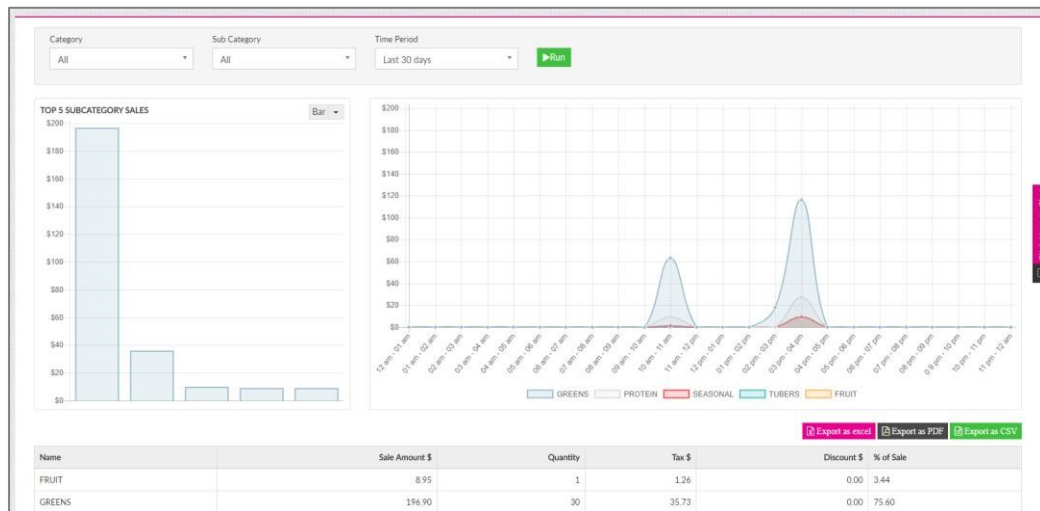
It can be sorted by category or time period.



### Subcategory sales (sample in pdf format)

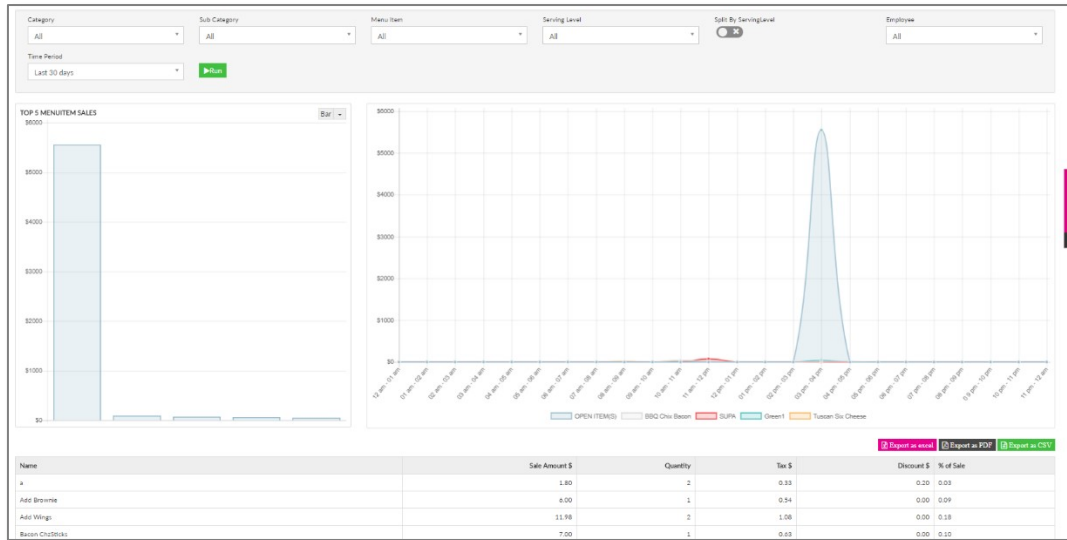
Displays the value of sales per subcategory in alphabetical order. Lists the top five subcategories and sales by time of day as well as totals of all subcategories.

The report can be sorted by category or subcategory or time period.



### Menu Item Sales Report (sample in pdf format)

Menu Item Sales Report (Product Mix) displays menu item sales in alphabetical order. It tracks most/least popular items, employees' sales per menu items. It can be used in tracking employees' contests. It can be narrowed by selecting specific categories, sub categories, items, and serving sizes.



## Modifier Sales

This report tracks modifier sales for selected day or time range. Shows the item modified, modifier name, sale amount, quantity and tax.

**Papa Jacks # 1**  
 6201 Lee Ann Lane, Naples.  
 From : 06/25/2018 To : 07/24/2018  
 Printed On : 07/24/2018 by : Tommy Jones at 03:30 PM

**Modifier Sale Report**

Item Name	Modifier Name	Sale Amount	Quantity	Tax
Add Wings	Honey Chipotle Wings	0.00	1	0.00
Add Wings	Pizza Sauce	0.00	1	0.00
Add Wings	Buffalo Wings	0.00	1	0.00
Add Wings	Blue Cheese Sauce	0.00	1	0.00
BBQ Chix Bacon	Spicy Italian Sausage	1.00	1	0.06
BBQ Chix Bacon	Canadian Bacon	1.00	1	0.06
BBQ Chix Bacon	Extra Cheese	1.00	1	0.06
BBQ Chix Bacon	Mushrooms	1.00	1	0.06
BBQ Chix Bacon	BBQ	0.00	6	0.00
BBQ Chix Bacon	Pineapple	0.50	1	0.03
BBQ Chix Bacon	Grilled Chicken	0.00	6	0.00

## Hourly Sales

Hourly Sales report shows the top 5 items selling as well as times they are being sold.

It can be sorted by time-period.

**Papa Jacks # 1**

6201 Lee Ann Lane, Naples.

From : 06/25/2018 To : 07/24/2018

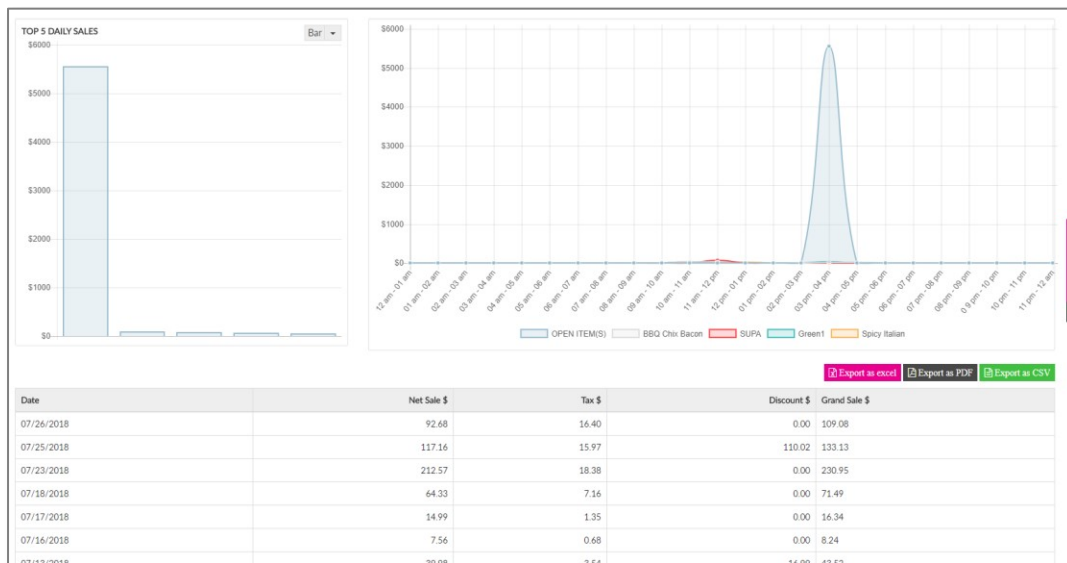
Printed On : 07/24/2018 by : Tommy Jones at 03:37 PM

**Hourly Sale Report**

Date	Time	Net Sale	Tax	Discount	Grand Sale	Number of customer
07/24/2018	20-21	19.99	1.80	0.00	21.79	1
07/23/2018	12-13	15.99	1.44	0.00	17.43	1
07/23/2018	11-12	80.00	6.40	0.00	86.40	1
07/23/2018	10-11	111.58	10.09	0.00	121.67	7
07/18/2018	15-16	47.34	5.63	0.00	52.97	2
07/18/2018	14-15	16.99	1.53	0.00	18.52	1
07/16/2018	11-12	7.56	0.68	0.00	8.24	1
07/13/2018	16-17	21.99	1.92	16.99	23.91	2
07/13/2018	12-13	17.99	1.62	0.00	19.61	1
07/13/2018	10-11	17.99	1.62	0.00	19.61	1
07/12/2018	15-16	5,835.15	199.43	90.94	6,034.58	11
07/12/2018	14-15	21.99	1.98	0.00	23.97	1
07/12/2018	13-14	0.00	0.00	29.98	0.00	1
07/11/2018	18-19	40.68	4.14	0.00	44.82	2

**Daily Sales**

This report shows the top 5 items selling that day as well as a breakdown of the total sales. It can be sorted by time period.

**Sales Recap**

Sales Recap is the most complex and frequently used report, summarizing all restaurant activities.

This report will show vital information such as sales, taxes, cash drops, tender totals, tips, gratuities, paid in/out, and deposits.

The report is customizable. A user can choose which vitals to show based on the most critical values for his business operations.

This report can be sorted by time-period and date range.

Sale recap Type  
Time period

Employee  
All

Time Period  
Last 30 days

Run

Export as excel
Export as PDF
Export as CSV

Date: 02-Jul-2018 10:36 AM - 26-Jul-2018 08:00 PM

CHECK STATS	
Check Count	74
Guest Count	76
Average Per Check	91.31

SALES	
Gross Sales	7,647.87
Net Sales	6,757.67
Grand Sales	7,053.02
Gross Receipt	7,077.82
Gross Void	111.16
NetVoid	102.15

TAXES	
FOOD	67.47
Test	200.66

NON SALE REVENUE	
Delivery Charge	24.00
TOTAL	24.00

TIP / GRATUITY	
Credit Card Tip	0.65
Employee Tip	0.64
Employer Tip	0.01
Gratuity	0.80
TOTAL	1.45

DISCOUNT	
Check Discount	0.00
Item Discount	435.81
TOTAL	435.81
Discount Tax	33.72

## Sale recap Report Settings

Guest/Checks

✓

Sales

Grand Sale

✓

Gross Receipt

✓

Gross Void

✓

Net Void

✓

Payments

CC Split Up

✓

Other Payments Split Up

✓

Taxes

Tax Split Up

✓

Tax Exempt

✓

Tax with Net sales

✓

Department Summary

✓

Category Summary

✓

Hourly Summary

✓

Summary

Opening Balance

✓

Paid In/Out

✓

Cash Drop

✓

Cash Expected

✓

Over Shortage

✓

Exclude Opening Balance Calculation

✓

Exclude Paid In

✓

Tips & Gratuity included in Cash Expected

✓

Payment Name

System defined name

○

User defined name

●

Update



CHECK STATS	
Check Count	13
Guest Count	29
Average Per Check	32.88

SALES	
Gross Sales	510.07
Net Sales	427.45
Non-Taxable Net Sales	0.00
Grand Sales	497.36
Gross Receipt	500.36
Gross Void	0.00
NetVoid	0.00

TAXES				
Name	%	Net Sales	Amount	Tax Exempt
County Tax 1%	1.000%	252.90	2.57	0.00
Sales Tax 6%	6.000%	416.88	25.47	0.00
Tax Exempt	0.000%	40.00	0.00	0.00
County Tax Inclusive 1%	1.000%	77.39	0.83	0.00
Liquor Tax 6%	6.000%	103.80	6.30	0.00
ekmek	8.000%	351.75	34.94	0.00
<b>TOTAL</b>			<b>70.11</b>	<b>0.00</b>

OTHER PAYMENT(S)	
Cash	500.36
<b>TOTAL</b>	<b>500.36</b>

PAYMENT SUMMARY	
Credit Card	0.00
Side CC	0.00
Other Payment(s)	500.36
<b>TOTAL</b>	<b>500.36</b>

NON SALE REVENUE (CAN NOT BE REMOVED)	
Delivery Charge	3.00
<b>TOTAL</b>	<b>3.00</b>

TIP / GRATUITY (CAN NOT BE REMOVED)	
Credit Card Tip	1.31
<b>TOTAL</b>	<b>1.31</b>

DISCOUNT (CAN NOT BE REMOVED)	
Check Discount	0.00
Item Discount	10.93
<b>TOTAL</b>	<b>10.93</b>
Discount Tax	1.78
Void Discount	0.00
Void Discount Tax	0.00

SUMMARY	
Opening Balance	100.00
Paid Out	0.00
Tip Paid Out	0.00
Cash Drop	0.00

DEPARTMENT SUMMARY	
Alcohol	149.46
Food	191.87
Food	86.12
<b>TOTAL</b>	<b>427.45</b>

CATEGORY SUMMARY	
Alcohol	58.50
Appetizers	56.46
Beer	13.50
Beverages	5.00
Entrees	103.50
Pizza	86.12
Salad	26.91
Wine	77.46
<b>TOTAL</b>	<b>427.45</b>

HOURLY SUMMARY				
Time	Sales	%\$	CHKS	%
10AM-11AM	8.96	2.10	1	7.69
11AM-12PM	26.25	6.14	1	7.69
12PM-01PM	34.50	8.07	2	13.38
01PM-02PM	16.50	3.86	1	7.69
02PM-03PM	87.69	20.51	1	7.69
03PM-04PM	253.55	59.32	7	53.85
<b>TOTAL</b>	<b>427.45</b>		<b>13</b>	

## Cashier Out

This report allows a user to reprint the previous days' cashier reports. You can combine all employees for the day or select individuals.

[illegible]

## Weekly Summary

A summary of weekly sales totals, sortable by time period.

<b>Papa Jacks # 1</b> 6201 Lee Ann Lane, Naples. Printed On : 07/24/2018 by : Tommy Jones at 04:28 PM				
Weekly Sale Report				
Summary	16-Jul-2018	17-Jul-2018	18-Jul-2018	Total
Gross Sales	\$31.03	\$16.34	\$74.94	\$122.31
Net Sales	\$7.56	\$14.99	\$64.33	\$86.88
TotalTaxAmount	\$0.68	\$1.35	\$7.16	\$9.19
Grand Sales	\$8.24	\$16.34	\$71.49	\$96.07
Gross Receipt	\$8.24	\$16.34	\$71.49	\$96.07
Tax Exempt	\$0.00	\$0.00	\$0.00	\$0.00
Gross Void	\$22.79	\$0.00	\$3.45	\$26.24
Net Void	\$20.99	\$0.00	\$3.25	\$24.24
Discounts	\$0.00	\$0.00	\$0.00	\$0.00
Discount Tax	\$0.00	\$0.00	\$0.00	\$0.00
Void Discounts	\$0.00	\$0.00	\$0.00	\$0.00
Void Discount Tax	\$0.00	\$0.00	\$0.00	\$0.00
Cash Refunds	\$0.00	\$0.00	\$0.00	\$0.00
Non-Cash Refunds	\$0.00	\$0.00	\$0.00	\$0.00
Paid In	\$0.00	\$0.00	\$0.00	\$0.00
Paid Out	\$0.00	\$0.00	\$0.00	\$0.00
Gratuity	\$0.00	\$0.00	\$0.00	\$0.00
Gift Card Sold	\$0.00	\$0.00	\$0.00	\$0.00
GiveX Sold	\$0.00	\$0.00	\$0.00	\$0.00
House Account Sold	\$0.00	\$0.00	\$0.00	\$0.00

## Sales Summary

A detailed breakdown of sales for the day, including check number, net sales, tax, discount, and total. It can be filtered by day or time period.

**Papa Jacks # 1**

6201 Lee Ann Lane, Naples.

From : 06/25/2018 To : 07/24/2018

Printed On : 07/24/2018 by : Tommy Jones at 04:31 PM

**Sale Summary Report**

Check No	Transaction Date	Net sales	Total tax amount	Inclusive tax amount	CC SC	Discount	Gross Receipt
71-009	24-Jul-2018 08:38 PM	19.99	1.80	0.00	0.00	0.00	21.79
71-008	23-Jul-2018 12:20 PM	15.99	1.44	0.00	0.00	0.00	17.43
71-007	23-Jul-2018 11:59 AM	80.00	6.40	0.00	0.00	0.00	86.40
71-006	23-Jul-2018 10:40 AM	19.24	1.74	0.00	0.00	0.00	20.98
71-005	23-Jul-2018 10:39 AM	14.38	1.43	0.00	0.00	0.00	15.81
71-004	23-Jul-2018 10:30 AM	29.24	2.64	0.00	0.00	0.00	31.88
71-003	23-Jul-2018 10:29 AM	3.75	0.23	0.00	0.00	0.00	3.98
71-002	23-Jul-2018 10:16 AM	11.99	1.08	0.00	0.00	0.00	13.07
71-001	23-Jul-2018 10:11 AM	17.99	1.62	0.00	0.00	0.00	19.61
71-001	23-Jul-2018 10:08 AM	14.99	1.35	0.00	0.00	0.00	16.34
76-002	18-Jul-2018 03:37 PM	26.85	3.78	0.00	0.00	0.00	30.63
76-001	18-Jul-2018 03:11 PM	20.49	1.85	0.00	0.00	0.00	22.34
74-002	18-Jul-2018 02:07 PM	16.99	1.53	0.00	0.00	0.00	18.52
69-001	16-Jul-2018 11:39 AM	7.56	0.68	0.00	0.00	0.00	8.24
72-003	13-Jul-2018 04:27 PM	19.99	1.80	0.00	0.00	0.00	21.79
72-002	13-Jul-2018 04:26 PM	2.00	0.12	0.00	0.00	16.99	2.12
75-003	13-Jul-2018 12:30 PM	17.99	1.62	0.00	0.00	0.00	22.61
69-001	13-Jul-2018 10:53 AM	17.99	1.62	0.00	0.00	0.00	19.61
72-013	12-Jul-2018 03:40 PM	5,555.55	166.67	0.00	0.00	0.00	5,722.22
72-012	12-Jul-2018 03:39 PM	39.90	4.70	0.00	0.00	0.00	44.60
72-011	12-Jul-2018 03:31 PM	20.99	2.09	0.00	0.00	0.00	23.08
72-010	12-Jul-2018 03:28 PM	23.43	2.13	0.00	0.00	0.00	25.56
72-009	12-Jul-2018 03:28 PM	8.05	1.13	0.00	0.00	0.90	9.18
72-008	12-Jul-2018 03:27 PM	37.94	3.87	0.00	0.00	0.00	41.81
72-007	12-Jul-2018 03:07 PM	2.00	0.12	0.00	0.00	35.98	2.12
72-006	12-Jul-2018 03:06 PM	41.34	5.08	0.00	0.00	0.00	46.42
72-005	12-Jul-2018 03:06 PM	47.80	6.11	0.00	0.00	0.00	53.91
72-004	12-Jul-2018 03:03 PM	19.30	2.68	0.00	0.00	0.10	21.98
72-003	12-Jul-2018 03:02 PM	38.85	4.85	0.00	0.00	53.96	43.70
72-002	12-Jul-2018 02:48 PM	21.99	1.98	0.00	0.00	0.00	23.97
72-001	12-Jul-2018 01:06 PM	0.00	0.00	0.00	0.00	29.98	0.00
71-006	11-Jul-2018 06:46 PM	20.69	2.34	0.00	0.00	0.00	23.03
71-005	11-Jul-2018 06:45 PM	19.99	1.80	0.00	0.00	0.00	21.79

**Transactions**

Shows your sales by tenders placed on transactions. A user can view voided transactions. It can be sorted per day or time range.

Tender Option \*

By Tender Name

Tender Name

All

Time Period

Last 30 days

Run

Export as excel

Export as PDF

Export as CSV

Check Number	Date	Payment No	Tender Name	Card Number (Last 4-digits)	Auth Code	Status	CC Tip Charge \$	CC Service Charge \$	Amount \$	Tip \$
57-005	03-Jul-2018 02:55 PM	0	Cash	-	-	Success	0.00	0.00	7.08	0.00
57-005	13-Jul-2018 08:24 AM	0	Cash	-	-	Success	0.00	0.00	7.08	0.00
65-004	03-Jul-2018 02:55 PM	0	Cash	-	-	Success	0.00	0.00	20.70	0.00
65-004	13-Jul-2018 08:25 AM	0	Cash	-	-	Success	0.00	0.00	20.70	0.00
65-005	03-Jul-2018 02:55 PM	0	Cash	-	-	Success	0.00	0.00	13.24	0.00
65-005	13-Jul-2018 08:25 AM	0	Cash	-	-	Success	0.00	0.00	13.24	0.00
65-002	03-Jul-2018 02:55 PM	0	Cash	-	-	Success	0.00	0.00	16.34	0.00
65-002	13-Jul-2018 08:25 AM	0	Cash	-	-	Success	0.00	0.00	16.34	0.00
57-002	02-Jul-2018 10:38 AM	0	Cash	-	-	Success	0.00	0.00	16.07	0.00
57-003	02-Jul-2018 10:44 AM	0	Cash	-	-	Success	0.00	0.00	22.07	0.00
57-004	02-Jul-2018 11:52 AM	0	Cash	-	-	Success	0.00	0.00	22.61	0.00
57-001	02-Jul-2018 10:36 AM	0	Cash	-	-	Success	0.00	0.00	19.61	0.00
65-003	03-Jul-2018 02:55 PM	0	Cash	-	-	Success	0.00	0.00	5.16	0.00
65-003	13-Jul-2018 08:25 AM	0	Cash	-	-	Success	0.00	0.00	5.16	0.00
65-001	03-Jul-2018 12:31 AM	0	Cash	-	-	Success	0.00	0.00	2.12	0.00
60-001	03-Jul-2018 02:55 PM	0	Cash	-	-	Success	0.00	0.00	4.36	0.00
60-003	03-Jul-2018 02:55 PM	0	Cash	-	-	Success	0.00	0.00	18.01	0.00
57-003	03-Jul-2018 03:46 PM	0	Cash	-	-	Success	0.00	0.00	17.83	0.00
69-004	13-Jul-2018 08:25 AM	0	Cash	-	-	Success	0.00	0.00	22.61	0.00



## Papa Jacks # 1

6201 Lee Ann Lane, Naples.

From : 06/25/2018 To : 07/24/2018

Printed On : 07/24/2018 by : Tommy Jones at 04:47 PM

### Discount summary report

Discount Name	Total	% of Total	Count	Average
<b>Total Discounts</b>	<b>361.77</b>	<b>100.00%</b>	<b>12</b>	<b>30.15</b>
241	360.77	99.72%	10	36.08
Senior Citizens	1.00	0.28%	2	0.50
<b>Total checks</b>	<b>% of Checks discounted</b>	<b>Gross sales</b>	<b>% Discount of Gross sales</b>	<b>Checks discounted</b>
73	12	16.44%	7,490.54	4.83%

## Void Report

Shows the voids performed. The Void report can be filtered by Node(iPad) or employee for a time period.

## Papa Jacks # 1

6201 Lee Ann Lane, Naples.

From : 06/01/2018 To : 06/30/2018

Printed On : 07/24/2018 by : Tommy Jones at 04:49 PM

### Void Node Report

Node	Check #	Date	Item Name	Quantity	Amount	Tax	Discount	Void Reason	Open By
A059	59-001	28-Jun-2018	BBQ Chix Bacon	0.33	4.00	0.60	0.00	COLD FOOD	Tommy Jones
A059	59-001	28-Jun-2018	BBQ Chix Bacon	0.33	4.00	0.60	0.00	COLD FOOD	Tommy Jones
A059	59-001	28-Jun-2018	BBQ Chix Bacon	0.34	3.99	0.60	0.00	COLD FOOD	Tommy Jones
A060	60-004	27-Jun-2018	Pepperoni	1	13.99	1.26	0.00	COLD FOOD	Tommy Jones
A058	39-003	07-Jun-2018	The Meats	1	17.49	1.58	0.00	Force Void	Tommy Jones
A058	57-006	07-Jun-2018	Pepperoni	1	15.99	1.44	0.00	Force Void	Tommy Jones
A058	39-002	07-Jun-2018	Choc Chip	1	6.00	0.54	0.00	Force Void	Tommy Jones
A058	39-001	07-Jun-2018	Dbi Chocolate	1	6.00	0.54	0.00	Force Void	Tommy Jones
A056	56-009	04-Jun-2018	Pan Johns Favorite	1	14.99	1.35	0.00	COLD FOOD	Tommy Jones
A056	18-004	02-Jun-2018	The Works	1	11.99	1.08	0.00	Force Void	Tommy Jones
A056	18-005	02-Jun-2018	The Works	1	2.00	0.18	11.99	Force Void	Tommy Jones
A056	18-005	02-Jun-2018	Dbi Bacon6Chz	1	3.00	0.27	15.99	Force Void	Tommy Jones
A056	18-005	02-Jun-2018	Onur1	1	0.00	0.00	4.00	Force Void	Tommy Jones
A056	18-005	02-Jun-2018	The Works	1	1.00	1.05	15.99	Force Void	Tommy Jones
A056	18-006	02-Jun-2018	Dbi Bacon6Chz	1	2.50	0.15	11.99	Force Void	Tommy Jones
A056	18-006	02-Jun-2018	Spinach Alfredo	1	1.00	0.06	17.99	Force Void	Tommy Jones
A056	18-009	02-Jun-2018	Onur1	1	0.00	0.00	4.00	Force Void	Tommy Jones
A056	18-009	02-Jun-2018	Dbi Bacon6Chz	1	0.00	0.00	17.99	Force Void	Tommy Jones
A056	18-001	01-Jun-2018	The Works	1	13.99	1.26	0.00	Force Void	Tommy Jones
<b>Total</b>				<b>17</b>	<b>121.93</b>	<b>12.56</b>	<b>99.94</b>		

## Paid In/ Paid Out Report

It shows any paid in/out activities performed on the system in a day or time range. It includes node, date, who completed, who it was paid to, and the reason.

**Papa Jacks # 1**

6201 Lee Ann Lane, Naples.

From : 09/20/2002 To : 07/24/2018

Printed On : 07/24/2018 by : Tommy Jones at 04:50 PM

**Paid Report**

Node	Business Date	Transaction Date	Paid In/Out By	Amount	Paid From/TO	Reason
A000	05-Oct-2016	05-Oct-2016	Jennifer Ashley	5.00	test	GROCERY
A047	14-Jun-2018	14-Jun-2018 11:12 AM	Tommy Jones	20.00	joe knife	Utility
A051	10-May-2018	10-May-2018 03:30 PM	Tommy Jones	10.00	zen	Grocery&€™s
A051	10-May-2018	10-May-2018 03:30 PM	Tommy Jones	10.00	zen	Utility
A018	09-Feb-2018	09-Feb-2018 01:32 PM	Tommy Jones	5.55	hhjhj	GROCERY
Total				50.55		

**Employee****Attendance**

It shows punch in/out of an employee together with his job code and total working hours in a selected payroll period.

**Papa Jacks # 1**

6201 Lee Ann Lane, Naples.

From : 06/25/2018 To : 07/24/2018

Printed On : 07/24/2018 by : Tommy Jones at 04:58 PM

**Attendance Report**

Date	Name	Check In	Check Out	Hours	Job Code
24-Jul-2018	Cosmas Pox	09:07 PM	N/A	N/A	Cashier
18-Jul-2018	Tommy Jones	09:53 AM	10:58 AM	25:05	Admin
18-Jul-2018	Jennifer Ashley	09:53 AM	10:58 AM	25:05	Admin
13-Jul-2018	Jennifer Ashley	12:31 PM	09:50 AM	69:19	Admin
13-Jul-2018	Tommy Jones	12:31 PM	01:27 PM	00:56	Admin
09-Jul-2018	Tommy Jones	10:10 AM	N/A	N/A	Admin
09-Jul-2018	Jennifer Ashley	10:11 AM	N/A	N/A	Admin
06-Jul-2018	Tommy Jones	11:43 AM	10:10 AM	70:27	Admin
06-Jul-2018	Onur Haytac	11:43 AM	10:10 AM	70:27	Admin
03-Jul-2018	Tommy Jones	03:44 PM	05:17 PM	49:33	Admin
02-Jul-2018	Jennifer Ashley	10:25 AM	12:30 AM	14:05	Admin
02-Jul-2018	Tommy Jones	10:25 AM	02:40 PM	04:15	Admin
02-Jul-2018	Tommy Jones	02:41 PM	12:30 AM	09:49	Admin
29-Jun-2018	Tommy Jones	10:56 AM	10:18 AM	71:22	Admin
29-Jun-2018	Jennifer Ashley	10:57 AM	10:18 AM	71:21	Admin
Total				481:44	

**Payroll Report**

This report generates payroll details for payroll companies based on a payroll type and first day of payroll.

**Papa Jacks # 1**  
 6201 Lee Ann Lane, Naples.  
 From : 07/24/2018 To : 07/24/2018  
 Printed On : 07/24/2018 by : Tommy Jones at 05:00 PM

**Payroll Report**

Date	[Role: CheckIn - CheckOut]	Hours	OT Hours	Reg Pay	TTL Pay	Expected Tip	Non Cash Tip	Declared Tip
<b>Dardan Hyseni *</b>								
24-Jul-2018	-	08:00	00:00	\$9.67	\$9.67	\$0.00	\$0.00	\$0.00
Total		08:00	00:00	\$9.67	\$9.67	\$0.00	\$0.00	\$0.00
<b>Cosmas Pox *</b>								
24-Jul-2018	-	08:00	00:00	\$1,612.90	\$1,612.90	\$0.00	\$0.00	\$0.00
Total		08:00	00:00	\$1,612.90	\$1,612.90	\$0.00	\$0.00	\$0.00
Summary		16:00	00:00	\$1,622.57	\$1,622.57	\$0.00	\$0.00	\$0.00

\*Salaried Employee

## Labor

Shows the labor % per employee and per store.

**Papa Jacks # 1**  
 6201 Lee Ann Lane, Naples.  
 From : 06/25/2018 To : 07/24/2018  
 Printed On : 07/24/2018 by : Tommy Jones at 05:05 PM

**Labour Report**

Name	Net Sales	Hours	Labour Amount	%OfNetSales	Labour Percentage
Cosmas Pox	0.00	64:00	12,903.20	0	0.00
Jesus Moro	0.00	00:00	0.00	0	0.00
Test Test	0.00	00:00	0.00	0	0.00
User Discount disc	0.00	00:00	0.00	0	0.00
Onur Haytac	0.00	70:27	0.00	0	0.00
Peter Lee	0.00	00:00	0.00	0	0.00

## Gratuity Report

Shows the gratuity collected per employee and per store in a selected time period.

Employee	Time Period	Date Range (From - To)
All	Date Range	30-Jan-2002 24-Jul-2018

Name	Gratuity
Tommy Jones	\$0.80
Jennifer Ashley	\$0.00

## Cash Tip

Shows amount of a cash tip declared by employees at the end of a day.



**Papa Jacks # 1**

6201 Lee Ann Lane, Naples.

From : 01/02/2017 To : 07/24/2018

Printed On : 07/24/2018 by : Tommy Jones at 05:08 PM

**Cash Tip Report**

Employee	Date	NetSales	Tip %	Non Cash	Expected Cash	Declared Cash
C C						
	28-Dec-2017	\$1,000.00	10	\$0.00	\$100.00	\$100.00
	28-Dec-2017	\$11,310.00	10	\$0.00	\$1,131.00	\$2,000.00
	28-Dec-2017	\$1,131.00	10	\$0.00	\$113.10	\$113.33
Total		\$13,441.00		\$0.00	\$1,344.10	\$2,213.33
Summary		\$13,441.00		\$0.00	\$1,344.10	\$2,213.33

**House Account**

Shows House Account activities sorted per: Issued, Redeemed, Void, Recharged, Refund, or Employees in a selected day or time range.

**Papa Jacks # 1**

6201 Lee Ann Lane, Naples.

From : 01/29/2003 To : 07/24/2018

Printed On : 07/24/2018 by : Tommy Jones at 05:12 PM

**House Account Report**

Date	Customer	Card Number	Check No	User Name	ActivityType	Amount	Balance
10/05/2017	onur haytac	1234556677		Tommy Jones	Issued	0.00	0.00
04/12/2018	house account	1010	37-003	Tommy Jones	Redeemed	15.25	-15.25
05/04/2018	house account	1010	39-001	Tommy Jones	Redeemed	24.43	-39.68
05/04/2018	onur haytac	1234556677	39-004	Tommy Jones	Redeemed	16.28	-16.28
05/04/2018	onur haytac	1234556677	39-006	Jennifer Ashley	Redeemed	25.71	-41.99

**House Account Statement**

House Account Statement is a ready to email/mail customer statement for House Accounts.

**Papa Jacks # 1**

6201 Lee Ann Lane, Naples.

From : 04/14/2011 To : 07/24/2018

Printed On : 07/24/2018 by : Tommy Jones at 05:18 PM

**H/A Statement Report**

Date	Check#	MenuItem	HARecharge	Price	Tax	Gratuity	Total	Tips
onur haytac								
05/04/2018	39-004	Sausage		12.99	1.17	0.00	14.16	
		Tip		0.00	0.00	0.00	2.12	2.12
05/04/2018	39-006	Tropical Luau		19.99	1.80	0.00	21.79	
		Tip		0.00	0.00	0.00	3.92	3.92
Summary			0.00	32.98	2.97	0.00	41.99	6.04
Beginning Balance							0.00	
HA Recharge							0.00	
Net Sale							32.98	
Tax							2.97	
Gratuity							0.00	
Tip							6.04	
HA Payment							35.95	
HA Refund							0.00	
Other Payment							0.00	
Current Balance							-41.99	

**Driver Report**

Shows the deliveries, time, check number, and money owed for deliveries.

It can be sorted by driver and time-period.

**Papa Jacks # 1**

6201 Lee Ann Lane, Naples.

From : 06/25/2018 To : 07/24/2018

Printed On : 07/24/2018 by : Tommy Jones at 06:34 PM

**Driver Report**

Name	Date	Time	Check #	Amount	Owed
Tommy Jones	07/18/2018	12:30	75-003	22.61	22.61
Jennifer Ashley	07/13/2018	13:07	73-001	18.52	18.52
Tommy Jones	07/09/2018	10:10	70-001	17.83	17.83
	07/13/2018	11:25	69-002	18.52	18.52
Tommy Jones	07/13/2018	11:44	69-004	22.61	22.61
Tommy Jones	07/03/2018	15:45	57-003	17.83	17.83
Tommy Jones	07/02/2018	10:37	57-002	16.07	16.07
Tommy Jones	07/02/2018	10:43	57-003	22.07	22.07
Tommy Jones	07/02/2018	11:49	57-004	22.61	22.61
Total				178.67	178.67

**Batch Report**

Shows details for a batch.

The report Includes check number, last 4 of credit card, transaction type, amount, tip amount, date, server, and node. It can be sorted per day or time range.

**Papa Jacks # 1**

6201 Lee Ann Lane, Naples.

From : 01/30/2001 To : 07/19/2018

Printed On : 07/24/2018 by : Tommy Jones at 06:39 PM

**Batch Report**

Check #	Card Number	Transaction	Amount	Tip Amount	Date	Server Name	POS Node
11-001	XXXXXXXXXX1017	Payment	0.01	0.01	19-Dec-2017 1	Tommy Jones	A011
19-027	*****7093	Payment	0.01	0.00	06-Dec-2017 0	Tommy Jones	A019
19-018	*****7093	Payment	0.02	0.00	06-Dec-2017 0	Tommy Jones	A019
19-017	*****7937	Payment	0.01	0.00	06-Dec-2017 0	Tommy Jones	A019
19-016	*****3230	Payment	0.02	0.00	06-Dec-2017 0	Tommy Jones	A019
19-015	*****3230	Payment	0.02	0.00	06-Dec-2017 0	Tommy Jones	A019
19-014	*****3230	Payment	0.04	0.00	06-Dec-2017 0	Tommy Jones	A019
19-013	*****3230	Payment	0.03	0.00	06-Dec-2017 0	Tommy Jones	A019
19-012	*****3230	Payment	0.03	0.00	06-Dec-2017 0	Tommy Jones	A019
19-011	*****3230	Payment	0.01	0.00	06-Dec-2017 0	Tommy Jones	A019
19-006	*****3230	Payment	0.44	0.00	06-Dec-2017 1	Tommy Jones	A019
19-012	XXXXXXXXXX2431	Payment	0.88	0.00	03-Nov-2017 0	Tommy Jones	A019
19-011	XXXXXXXXXX2431	Payment	0.44	0.00	03-Nov-2017 0	Tommy Jones	A019
19-010	XXXXXXXXXX6462	Payment	6.44	0.00	03-Nov-2017 0	Tommy Jones	A019
19-009	XXXXXXXXXX6462	Payment	0.44	0.00	03-Nov-2017 0	Tommy Jones	A019
19-008	XXXXXXXXXX2431	Payment	0.44	0.07	03-Nov-2017 0	Tommy Jones	A019
19-004	XXXXXXXXXX2431	Payment	0.88	0.22	03-Nov-2017 0	Tommy Jones	A019
Total Records		Total Payment	Total Refund	Total Tips	Grand Total		
17	<nil>	10.16	0	0.30	10.46	<nil>	<nil>

**Refund Report**

It shows a user all refund details. It can be filtered per employee, per payment type, and by time period. The report includes date, check number, reason, node, refunded by, refund type, and amount.

**Papa Jacks # 1**

6201 Lee Ann Lane, Naples.

From : 05/08/2013 To : 07/24/2018

Printed On : 07/24/2018 by : Tommy Jones at 06:41 PM

**Refund Report**

Date	Check #	Reason	Device	Refund By	Payment Name	Amount
10-May-2018	<nil>	Reason	A051	Tommy Jones	Cash	1.00
27-Mar-2018	28-001		A028	Tommy Jones	Cash	6.00
28-Dec-2017	8-001		A010	Tommy Jones	Cash	38.98
					Total	45.98

**Till/Cash Transaction****Till**

It shows drawer details for the day with employee name, cash expected and over/shortage amount. It can be filtered per employee or till type: global/user.

<b>Papa Jacks # 1</b>					
6201 Lee Ann Lane, Naples.					
From : 05/01/2001 To : 07/24/2018					
Printed On : 07/24/2018 by : Tommy Jones at 06:47 PM					
<b>Till Report</b>					
Date	Till Name	User	Cash Expected	Amount	Over/Shortage
24-Jul-2018 08:38 PM	A071 - 1(G)	Tommy Jones	121.79	800.00	678.21
23-Jul-2018 12:20 PM	A071 - 2(G)	Tommy Jones	117.43	117.43	0.00
23-Jul-2018 10:09 AM	A071 - 1(G)	Tommy Jones	308.07	308.07	0.00
18-Jul-2018 02:08 PM	A074 - 1(G)	Tommy Jones	118.52	118.52	0.00
18-Jul-2018 10:32 AM	A075 - 1(G)	Tommy Jones	122.61	122.61	0.00
17-Jul-2018 05:15 PM	A069 - 1(G)	Tommy Jones	108.24	108.24	0.00
17-Jul-2018 12:48 PM	A071 - 1(G)	Tommy Jones	123.03	123.03	0.00

## Cash Transaction

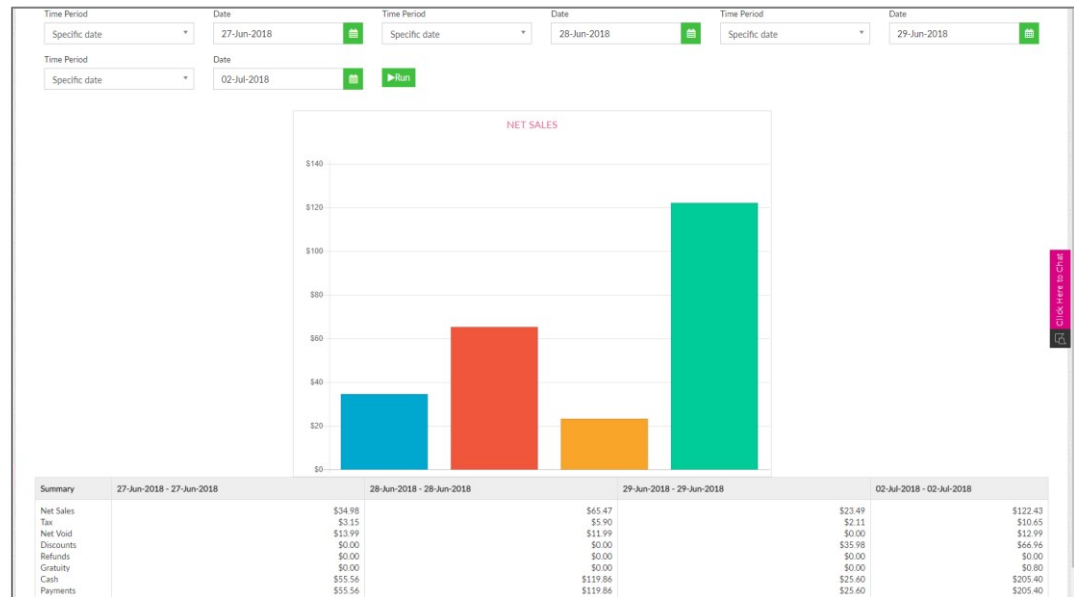
This report lists all cash transactions per employee for a specific day or time period.

<b>Papa Jacks # 1</b>						
6201 Lee Ann Lane, Naples.						
From : 07/18/2018 To : 07/24/2018						
Printed On : 07/24/2018 by : Tommy Jones at 06:49 PM						
<b>Cash Transaction Report</b>						
Transaction Date	Employee	Check #	Node	Transaction Type	Amount	Reason
24-Jul-2018 04:38 PM	Tommy Jones	71-009	A071	Cash	21.79	
23-Jul-2018 08:20 AM	Tommy Jones	71-008	A071	Cash	17.43	
23-Jul-2018 08:00 AM	Tommy Jones	71-007	A071	Cash	86.40	
23-Jul-2018 06:40 AM	Tommy Jones	71-006	A071	Cash	20.98	
23-Jul-2018 06:39 AM	Tommy Jones	71-005	A071	Cash	15.81	
23-Jul-2018 06:31 AM	Tommy Jones	71-004	A071	Cash	31.88	
23-Jul-2018 06:29 AM	Tommy Jones	71-003	A071	Cash	3.98	
23-Jul-2018 06:28 AM	Tommy Jones	71-002	A071	Cash	13.07	
23-Jul-2018 06:11 AM	Tommy Jones	71-001	A071	Cash	19.61	
18-Jul-2018 11:38 AM	Tommy Jones	76-002	A076	Cash	30.63	
18-Jul-2018 11:11 AM	Tommy Jones	76-001	A076	Cash	22.34	
18-Jul-2018 10:08 AM	Tommy Jones	74-002	A074	Cash	18.52	
Total					302.44	

Linga POS Reporting Module - Page:

## Comparison Report

The Comparison Report compares sales of up to 4 different time periods.



## Customer Preferences Report

This report shows customer preferences per category, subcategory or serving size. It shows proportion between sold and void items and percentage of menu items, categories, or subcategories in total sales.

**Papa Jacks # 1**

6201 Lee Ann Lane, Naples.

From : 06/25/2018 To : 07/24/2018

Printed On : 07/24/2018 by : Tommy Jones at 06:55 PM

**Customer Preference Report**

Item	Sold	Void	Total	Group%	Total%	Sold	Void	Total	Group%	Total%
<b>PIZZA, Lg Thin</b>										
Hawaiian Chix	4	0	4	5.48	2.72	\$42.48	\$0.00	\$42.48	5.52	3.42
Pepperoni	0	1	1	1.37	0.68	\$0.00	\$13.99	\$13.99	1.82	1.13
<b>PIZZA, Lg</b>										
BBQ Chix Bacon	3	0	3	4.11	2.04	\$51.97	\$0.00	\$51.97	6.76	4.18
<b>PIZZA, Sm</b>										
Grill Chix Canadi	3	1	4	5.48	2.72	\$39.47	\$12.99	\$52.46	6.82	4.22
BBQ Chix Bacon	0	3	3	4.11	2.04	\$0.00	\$11.99	\$11.99	1.56	0.96
Garden Fresh	1	0	1	1.37	0.68	\$18.99	\$0.00	\$18.99	2.47	1.53
Chz ChixCordonr	2	0	2	2.74	1.36	\$17.99	\$0.00	\$17.99	2.34	1.45
Grill Chix Canadi	1	0	1	1.37	0.68	\$2.00	\$0.00	\$2.00	0.26	0.16
Tropical Luau	1	0	1	1.37	0.68	\$4.00	\$0.00	\$4.00	0.52	0.32
Dbl Bacon6Chz	2	0	2	2.74	1.36	\$18.99	\$0.00	\$18.99	2.47	1.53

## Daily Tenders

Shows the total amount of tenders together with Loyalty and Tip Amount. It can be generated per day or time range.

## Papa Jacks # 1

6201 Lee Ann Lane, Naples.

From : 06/25/2018 To : 07/24/2018

Printed On : 07/24/2018 by : Tommy Jones at 07:03 PM

### Daily Tenders

Date	Cash	Gift Card	Loyalty	Others	Net Amount	Tip
23-Jul-2018	230.95	0.00	0.00	0.00	230.95	0.00
18-Jul-2018	71.49	0.00	0.00	0.00	71.49	0.00
17-Jul-2018	16.34	0.00	0.00	0.00	16.34	0.00
16-Jul-2018	8.24	0.00	0.00	0.00	8.24	0.00
13-Jul-2018	26.52	0.00	20.00	0.00	46.52	0.00
12-Jul-2018	6,038.55	0.00	20.00	0.00	6,058.55	0.00
11-Jul-2018	117.14	0.00	0.00	0.00	117.14	0.00
10-Jul-2018	39.22	0.00	0.00	0.00	39.22	0.00
06-Jul-2018	58.96	0.00	0.00	0.00	58.96	0.00
03-Jul-2018	42.32	0.00	0.00	0.00	42.32	0.00
02-Jul-2018	142.88	0.00	0.00	0.00	142.88	0.00
29-Jun-2018	25.60	0.00	0.00	0.00	25.60	0.00
28-Jun-2018	71.37	0.00	0.00	0.00	71.37	0.00
27-Jun-2018	38.13	0.00	0.00	0.00	38.13	0.00
<b>Grand Total</b>	<b>6,927.71</b>	<b>0.00</b>	<b>40.00</b>	<b>0.00</b>	<b>6,967.71</b>	<b>0.00</b>

## Tax Report

The Tax Report shows all applied taxes for a specific day or time range.

## Papa Jacks # 1

6201 Lee Ann Lane, Naples.

From : 06/25/2018 To : 07/24/2018

Printed On : 07/24/2018 by : Tommy Jones at 07:05 PM

### Tax Report

Tax Name	Tax Percentage	Net Sales	Tax amount	Tax Exempt
Vat	15.000	268.93	13.49	0.00
Test	3.000	6,965.28	209.70	0.00
FOOD	6.000	1,538.11	85.08	0.00
<b>Total</b>			<b>308.27</b>	<b>0.00</b>